

Nanotechnology

Weekly Intelligence Report

2026-06-13 | 24 articles | 9 countries
troy-technical.jp

This Week's Keyword

Nano-Tech Advancements

Pharma, Energy, & Semiconductor Shifts

24

articles

Total Articles Analyzed

9

countries

Source Countries/Regions

\$6.197B

USD

CNT Market by 2035

10x

reduction

Photonic Chip Cost

All 24 Articles This Week — 5-Axis Evaluation Matrix

How to read columns — Tech Novelty: degree of breakthrough Market Proximity: closeness to commercialization Market Impact: industry-wide effect Data Reliability: quantitative data & peer review US/EU Relevance: direct impact on US/European companies & supply chains

#	Article Title	Type	Tech Novelty	Market Proximity	Market Impact	Data Reliability	US/EU Relevance	Summary
#01	Bioinspired Adiposomes	Research	●●●●○	●●○○○	●●●●○	●●●●●	●●●●●	Bioinspired adiposomes deliver docetaxel to multiple cancers with reduced toxicity and equivalent efficacy in preclinical models.
#02	FAPI-46 Glioblastoma Agent	Research	●●●○○	●●○○○	●●●○○	●●●●●	●●●●●	FAPI-46 theranostic agent shows promise for glioblastoma in peripheral models, but brain-blood barrier remains a key challenge.
#03	Park Systems Metrology	Corporate Strategy	●●●○○	●●●●●	●●●●○	●●○○○	●●●●●	Park Systems invests in nanoscale metrology for 3D packaging and logic, crucial for next-gen semiconductor manufacturing.
#04	Invisible-Light NEMS-FTIR	New Product	●●●●○	●●●○○	●●●○○	●●●○○	●●●●●	Austrian startup Invisible-Light Labs raises €1.5M to commercialize NEMS-FTIR for sub-micron particle identification.
#05	Cosmos Health Patent	Corporate Strategy	●●○○○	●●●○○	●●○○○	●●○○○	●●●●●	Cosmos Health's Cana Laboratories acquires a nanotechnology patent to accelerate next-gen healthcare product development.
#06	AI for Physics Research	Research	●●●●○	●○○○○	●●●○○	●●○○○	●●●●●	AI transfer learning accelerates physics research by 10x, revolutionizing materials and quantum physics simulations.
#07	Gold Metamaterials Heat	Research	●●●●○	●●○○○	●●●●○	●●○○○	●●●●●	Nanoscale gold metamaterials boost heat transfer by 4x across tiny gaps, revolutionizing thermal management in miniature electronics.
#08	First Graphene Acquires	Corporate Strategy	●●○○○	●●●●●	●●●○○	●●●○○	●●●●●	First Graphene acquires US-based MITO Material Solutions for up to \$850K, expanding functional graphene products and US market presence.
#09	Zentek US Patent	Corporate Strategy	●●○○○	●●●●●	●●○○○	●●○○○	●●●●●	Zentek secures US patent for ZenGUARD™ graphene-based technology, bolstering IP and paving the way for US market entry in PPE/HVAC.
#10	UbiQD QD Windows	New Product	●●●○○	●●●●●	●●●●○	●●●●●	●●●●●	UbiQD's cadmium-free quantum dot solar windows validated by US DOE, advancing green energy for commercial buildings.
#11	SON SAS Nano Report	Market Overview	●●○○○	●○○○○	●○○○○	●○○○○	●●●○○	SON SAS report highlights nanomaterial advancements in cardiovascular, obesity, and graphene implants for brain tumors.
#12	FDA Prior Knowledge	Regulatory Update	●●●○○	●●●●●	●●●●○	●●●●●	●●●●●	FDA endorses 'Prior Knowledge' in gene therapy development, streamlining review for AAV, nanoparticle delivery, and cell therapies.

#	Article Title	Type	Tech Novelty	Market Proximity	Market Impact	Data Reliability	US/EU Relevance	Summary
#13	AZoNano Green Energy	Market Overview	●●○○○ ○	●○○○○ ○	●○○○○ ○	●○○○○ ○	●●●○○ ○	AZoNano report details how graphene, CNTs, and QDs are revolutionizing batteries, solar cells, and hydrogen tech for green energy.
#14	China Prinano Nanoimprint	Breakthrough	●●●●● ●	●●●●● ○	●●●●● ●	●●●○○ ○	●●●●● ●	China's Prinano mass produces 8-inch photonic chips with sub-10nm nanoimprint tech, bypassing ASML and cutting costs by 10x.
#15	mRNA LNP Mfg Scale	Industry Update	●●●●● ○	●●●○○ ○	●●●●● ○	●●●○○ ○	●●●●● ●	Moderna-Merck cancer vaccine enters Phase 3; LNP manufacturing scales beyond 17 L/hr, accelerating mRNA therapeutics.
#16	In Vivo CAR-T LNP	Research	●●●●● ○	●●○○○ ○	●●●●● ○	●●○○○ ○	●●●●● ●	Cartesian Therapeutics licenses WestGene LNP tech, initiating Phase 1 for in vivo CAR-T Descartes-08 in myasthenia gravis.
#17	MOF/Graphene Wastewater	Research	●●●●● ○	●●○○○ ○	●●●○○ ○	●●●○○ ○	●●●○○ ○	CSIR-IICT develops MOF/graphene nanofiber membrane for 99.1% dye removal in textile wastewater, aiding 'zero discharge'.
#18	CNT Market Forecast	Market Overview	●○○○○ ○	●●●●● ●	●●●○○ ○	●●●○○ ○	●●●●● ●	Lucintel forecasts global CNT market to reach \$6.197B by 2035 (14.7% CAGR), driven by EV, semiconductor, and R&D.;
#19	Antibacterial Nanofibers	Research	●●●●● ○	●●○○○ ○	●●●○○ ○	●●●●● ●	●●●●● ●	Ag-coated TiO2 nanoparticle-reinforced PLA nanofiber mats show antibacterial activity against Gram-positive and negative bacteria.
#20	Drug Delivery Summit	Event	●○○○○ ○	●●●●● ●	●●○○○ ○	●○○○○ ○	●●●●● ●	London summit to focus on nanoparticle DDS market trends, investment opportunities, and clinical trials.
#21	T-CURX LNP CAR-T	Corporate Strategy	●●●●● ○	●●●○○ ○	●●●●● ○	●●○○○ ○	●●●●● ●	T-CURX acquires Panthera to accelerate LNP-based in vivo CAR-T; United Immunity enters in vivo CAR-M for solid tumors.
#22	Fe-Sc CNT Catalyst	Research	●●●●● ●	●○○○○ ○	●●●●● ○	●●●●● ●	●●●●● ○	Iron-scandium binary catalyst boosts carbon nanotube growth temperatures, enabling high-performance batteries and biosensors.
#23	DESY Platinum Oxidation	Research	●●●●● ○	●○○○○ ○	●●●●● ○	●●●●● ●	●●●●● ●	DESY team observes platinum oxidation in real-time, boosting durability and cost-efficiency for hydrogen technologies.
#24	Terahertz Battery Metrol	Research	●●●●● ○	●●○○○ ○	●●●●● ○	●●●●● ●	●●●●● ○	Frequency combs with terahertz interferometry bring nanometer accuracy to battery manufacturing, accelerating high-performance battery development.

●●●●●○ High ●●●○○○ Med-High ●●○○○○ Med ●○○○○○ Low | Yellow highlight = featured article

Three Questions That Demand Your Decision This Week

1 Is your semiconductor strategy resilient to China's NIL advancements?

China's Prinano claims mass production of sub-10nm photonic chips using nanoimprint lithography, bypassing ASML equipment and reducing costs by 10x. Does this breakthrough make your current export control strategies obsolete, and which Asian competitors gain the most from this?

2 Are your LNP manufacturing capabilities keeping pace with mRNA therapy demand?

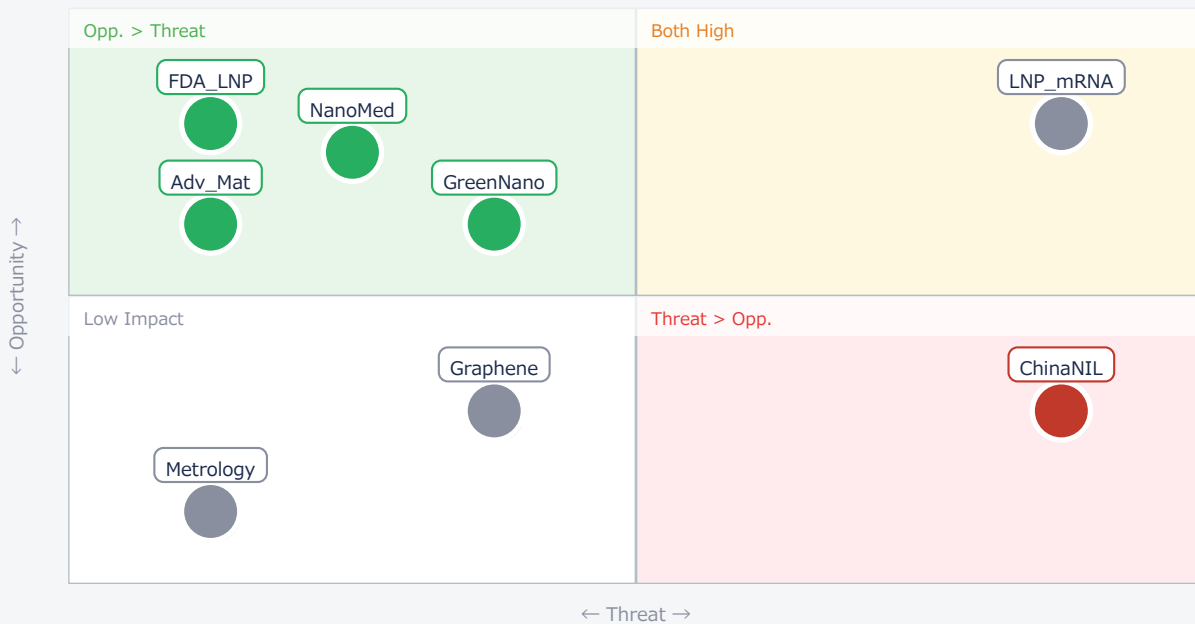
FDA's 'Prior Knowledge' guidance and breakthroughs in LNP manufacturing scalability (17+ L/hr throughput) are accelerating mRNA and in vivo CAR-T/CAR-M therapies. Are your internal processes and supplier networks ready for this rapid commercialization, or will you be outpaced by agile competitors?

3 How will advanced nanomaterials redefine your thermal management and battery designs?

Nanoscale gold metamaterials boost heat transfer by 4x, while terahertz interferometry offers nanometer-accurate battery metrology. Iron-scandium catalysts enable high-quality CNTs for batteries. Are your R&D teams integrating these breakthroughs, or will your next-gen products lag in performance and reliability?

Opportunities vs. Threats for US/European Companies

Opportunity vs. Threat Matrix for US/European Companies



Item	Quadrant	↑ Opportunity	↓ Threat
● ChinaNIL	Threat	—	Circumvents export
● FDA_LNP	Opp.	Accelerate drug dev	—
● LNP_mRNA	Critical	Faster, cheaper Tx	Increased competition
● Adv_Mat	Opp.	Boost perf/QC	—
● NanoMed	Opp.	Targeted drug del	—
● GreenNano	Opp.	Sustainable solutions	—

● Metrology	Ref.	Better QC tools	--
● Graphene	Ref.	Market consolidation	--

Deep Dive ① — China's Nanoimprint Lithography Breakthrough

#14 | 2026/06/08 | South China Morning Post | Tech Novelty ●●●●● Proximity ●●●●○ Market Impact ●●●●● Data Reliability ●●●●○ US/EU Relevance ●●●●●

Chinese startup Prinano has achieved mass production of 8-inch photonic chips using proprietary nanoimprint lithography (NIL) equipment, bypassing ASML DUV lithography. This technology reportedly reduces manufacturing costs by 10x and achieves sub-10nm resolution.

NIL physically transfers patterns, simplifying equipment and reducing utility needs compared to photolithography. Prinano's vacuum air-cushion technique ensures uniform contact and high yield on 8-inch wafers, enabling ultra-fine patterns below 10nm for advanced logic and photonic devices.

► Strategic Analyst's Perspective

Strategic Analyst's Perspective: The claim of sub-10nm resolution and 10x cost reduction for mass-produced photonic chips without ASML equipment is highly ambitious but, if verified, represents a significant geopolitical and technological shift. Technical barriers remain in scaling NIL to larger wafers and achieving defect densities comparable to DUV/EUV for high-volume logic chips. [Opportunity] for US/EU: Invest in domestic NIL R&D; and alternative lithography to maintain long-term competitiveness. [Threat] for US/EU: Direct circumvention of export controls, potentially eroding market share for semiconductor equipment and IP holders. Next actions: [R&D;] Initiate independent verification of Prinano's claims within 1 month. [Strategy] Develop contingency plans for semiconductor supply chain resilience by Q4.

Deep Dive ② — FDA Streamlines Gene Therapy with 'Prior Knowledge'

#12 | 2026/06/10 | Hogan Lovells | Tech Novelty ●●●○○ Proximity ●●●●● Market Impact ●●●●● Data Reliability ●●●●○ US/EU Relevance ●●●●●

The FDA has issued new guidance endorsing the use of 'Prior Knowledge' in genome editing and other gene therapies, including AAV-based products and nanoparticle delivery systems. This policy aims to streamline drug development and review processes.

Sponsors can now leverage existing scientific understanding from similar products, published literature, or regulatory submissions, reducing the need for repetitive testing. This flexible approach, without requiring a formal 'platform technology' designation, is expected to shorten review times and cut development costs.

► Strategic Analyst's Perspective

Strategic Analyst's Perspective: This FDA guidance is a pragmatic and highly impactful regulatory shift. The published information is reliable as it comes from a legal firm interpreting FDA guidance. The primary technical barrier was regulatory inertia, which is now being addressed. [Opportunity] for US/EU Pharma/Biotech: Significantly accelerate clinical trials and market entry for gene therapies and LNP-based drugs, reducing R&D; costs and time-to-market. [Threat] for US/EU: Companies slow to adapt their regulatory strategies may lose competitive advantage. Next actions: [Regulatory Affairs] Immediately review and update internal regulatory strategies to leverage 'Prior Knowledge' for all relevant pipelines. [R&D;] Prioritize projects that can benefit from this streamlined pathway within 1 month.

Deep Dive ③ — Bioinspired Adiposomes for Targeted Drug Delivery

#01 | 2026/06/04 | bioRxiv | Tech Novelty ●●●●○ Proximity ●●○○○ Market Impact ●●●●○ Data Reliability ●●●●● US/EU Relevance ●●●●●

Researchers developed biocompatible adiposome nanoparticles for targeted delivery of the hydrophobic anticancer drug docetaxel (DTX). Preclinical models showed significantly reduced systemic toxicity while maintaining equivalent antitumor efficacy.

Both non-targeted and tumor-targeted DTX-Ad formulations demonstrated superior therapeutic outcomes in models of lung, multiple myeloma, and hepatocellular carcinoma. This platform offers a promising and broadly applicable drug delivery system for various malignancies.

► Strategic Analyst's Perspective

Strategic Analyst's Perspective: The preclinical data from bioRxiv is promising, suggesting a significant improvement in drug safety without compromising efficacy. While the concept is sound, the transition from preclinical models to human clinical trials (Phase 1, 2, 3) is a major technical and regulatory hurdle, often taking years. Scalability of adiposome production and long-term stability in vivo are also key challenges. [Opportunity] for US/EU Pharma/Biotech: License or acquire this platform for developing next-generation oncology drugs with improved safety profiles. [Threat] for US/EU: Existing drug delivery platforms for hydrophobic drugs could face obsolescence if this technology proves superior in clinical trials. Next actions: [Business Dev] Initiate discussions with the research team for licensing or collaboration opportunities within 1 month. [R&D;] Begin internal feasibility studies on adiposome synthesis and drug loading for other hydrophobic compounds by Q3.

Other Notable Articles

UbiQD's Cadmium-Free Quantum Dot Solar Concentrating Windows (U.S. Department of Energy)
Tech Novelty ●●●○○ Proximity ●●●●○ Market Impact ●●●●○

DOE validation of cadmium-free QD solar windows opens significant green energy opportunities for commercial buildings.

Austrian DeepTech Startup Invisible-Light Labs Raises €1.5 Million (BeBeez International)
Tech Novelty ●●●●○ Proximity ●●●○○ Market Impact ●●●○○

NEMS-FTIR for sub-micron particle identification offers picogram-level analysis, revolutionizing environmental and pharma QC.

Transfer Learning Accelerates Search for New Physics in the Universe by Up to 10x (ScienceDaily)
Tech Novelty ●●●●○ Proximity ●○○○○ Market Impact ●●●○○

AI transfer learning accelerates physics simulations by 10x, impacting materials science and quantum physics R&D; efficiency.

Lucintel Forecasts Global Carbon Nanotube (CNT) Market to Reach \$6.197 Billion by 2035 (Barchart.com)
Tech Novelty ●○○○○ Proximity ●●●●● Market Impact ●●●○○

Strong market growth for CNTs (14.7% CAGR) driven by EV, semiconductor, and nanotechnology R&D;, signaling procurement needs.

Recommended Actions This Week

Action recommendations based on article evaluation matrix and opportunity/threat analysis.

■ Immediate (this week)

- [Strategy] Assess China's nanoimprint lithography capabilities and potential impact on US/EU semiconductor supply chains.
- [R&D;] Evaluate FDA's 'Prior Knowledge' guidance for gene therapy to accelerate internal drug development pipelines.

■ Short-term (1 month)

- [Business Dev] Investigate LNP manufacturing scale-up technologies (e.g., microfluidics) for mRNA and in vivo cell therapies.
- [Procurement] Identify alternative suppliers for advanced metrology tools for 3D packaging, considering non-ASML options.
- [R&D;] Explore bioinspired drug delivery systems (e.g., adiposomes) for hydrophobic drugs to reduce toxicity.

■ Medium-long term (quarter+)

- [Executive] Develop a long-term strategy for securing critical nanomaterials (graphene, CNTs) and related IP, especially for green energy and electronics.
- [R&D;] Initiate research into advanced thermal management solutions using metamaterials for next-gen electronics.
- [Strategy] Monitor global regulatory landscape for nanomaterials, especially regarding environmental and health impacts.

Nanotechnology — Selected Articles

Date: 2026-06-13

Articles: 24

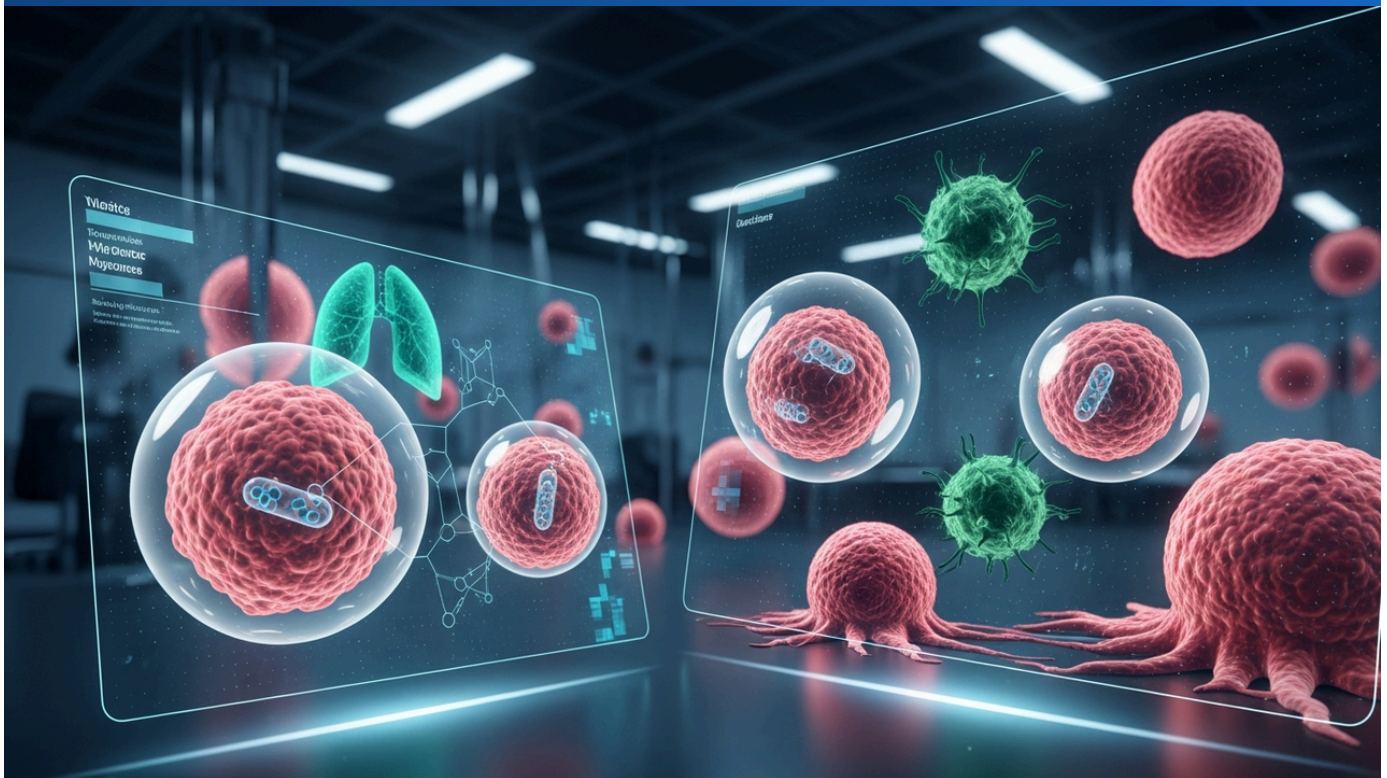
Table of Contents

- #01 Bioinspired Adiposomes Deliver Docetaxel to Lung, Multiple Myeloma, and Hepatocellular Carcinoma with Reduced Systemic Toxicity and Equivalent Efficacy
- #02 FAPI-46 Theranostic Agent Shows Promising Survival Benefits in Glioblastoma Peripheral Models, But Brain-Blood Barrier Permeation Remains a Challenge
- #03 Park Systems Invests in Advanced Nanoscale Metrology Portfolio to Drive Next-Gen 3D Packaging and Logic Research
- #04 Austrian DeepTech Startup Invisible-Light Labs Raises €1.5 Million to Commercialize Sub-Micron Particle Identification, Revolutionizing Environmental and Pharma Analysis with NEMS-FTIR
- #05 Cosmos Health Subsidiary Cana Laboratories Acquires International Patent WO2025108566A1, Expanding Nanotechnology Investment to Accelerate Next-Gen Healthcare Product Development
- #06 Transfer Learning Accelerates Search for New Physics in the Universe by Up to 10x, Reducing Costly Simulations and Revolutionizing Materials and Quantum Physics Research
- #07 Nanoscale Gold Metamaterials Supercharge Heat Transfer Across Tiny Gaps by up to 4x, Revolutionizing Thermal Management in Miniature Electronics
- #08 First Graphene Acquires US-Based MITO Material Solutions for Up to \$850K, Bolstering Functional Graphene Products and US Market Presence
- #09 Zentek Secures US Patent for ZenGUARD™ Graphene-Based Technology, Bolstering IP Protection and Paving Way for US Market Entry
- #10 UbiQD's Cadmium-Free Quantum Dot Solar Concentrating Windows Validate Performance and Durability in US Department of Energy Evaluation, Advancing Green Energy for Commercial Buildings
- #11 SON SAS Weekly Nanoparticle & Nanomaterials Report Highlights New Therapeutic Avenues for Cardiovascular Disease, Obesity, and Breakthrough Graphene Implants for Brain Tumors
- #12 FDA Endorses 'Prior Knowledge' Use in Gene Therapy Development, Streamlining Review for AAV, Nanoparticle Delivery Systems, and Cell Therapies
- #13 AZoNano Report Details Nanomaterials Powering Green Energy Transition: Graphene, CNTs, and Quantum Dots Revolutionize Batteries, Solar Cells, and Hydrogen Tech

- #14 China's Prinano Achieves Mass Production of 8-inch Photonic Chips with Proprietary Nanoimprint Tech, Bypassing ASML Equipment, Reducing Cost by 10x, and Achieving Sub-10nm Resolution to Circumvent Export Controls
- #15 Moderna-Merck Cancer Vaccine Enters Phase 3, mRNA Therapeutics LNP Manufacturing Scales Beyond 17 L/hr, Rare Metabolic Disease Drugs Nearing Approval Studies
- #16 Cartesian Therapeutics Licenses WestGene LNP Technology, Initiates Phase 1 for In Vivo CAR-T Descartes-08 in Myasthenia Gravis, Streamlining Manufacturing
- #17 CSIR-IICT Develops MOF/Graphene-Enhanced Nanofiber Membrane Achieving 99.1% Dye Removal for Textile Wastewater Treatment, Contributing to India's 'Zero Discharge' Goal
- #18 Lucintel Forecasts Global Carbon Nanotube (CNT) Market to Reach \$6.197 Billion by 2035 with 14.7% CAGR, Driven by EV, Semiconductor, and Nanotechnology R&D
- #19 ACS Omega Reports Ag-Coated TiO₂ Nanoparticle-Reinforced PLA Nanofiber Mats Exhibit Antibacterial Activity Against Gram-Positive and Gram-Negative Bacteria, Opening New Avenues for Wound Dressings
- #20 20th World Drug Delivery Summit in London in June to Focus on Nanoparticle DDS Market Trends, Investment Opportunities, and Clinical Trials
- #21 T-CURX Acquires Germany's Pantherna Therapeutics to Accelerate LNP-Based In Vivo CAR-T Therapy Development; United Immunity Also Enters In Vivo CAR-M Therapy for Solid Tumors and Fibrotic Diseases
- #22 Nature Communications: Iron-Scandium Binary Catalyst Significantly Boosts Carbon Nanotube Growth Temperatures, Paving Way for High-Performance Batteries and Biosensor Applications
- #23 DESY Research Team Publishes New Insights into Platinum Oxidation in Nature Communications, First Real-Time Observation to Boost Durability and Cost-Efficiency of Hydrogen Technologies
- #24 Nature Communications: Frequency Combs Bring Nanometer Accuracy to Battery Manufacturing with Terahertz Interferometry, Accelerating High-Performance Battery Development

Bioinspired Adiposomes Deliver Docetaxel to Lung, Multiple Myeloma, and Hepatocellular Carcinoma with Reduced Systemic Toxicity and Equivalent Efficacy

Published June 04, 2026 bioRxiv USA



OVERVIEW

Researchers have developed biocompatible adiposome nanoparticles for targeted delivery of the hydrophobic anticancer drug docetaxel (DTX), demonstrating significantly reduced systemic toxicity while maintaining equivalent antitumor efficacy compared to commercial formulations in preclinical models. Both non-targeted and tumor-targeted DTX-Ad formulations showed superior therapeutic outcomes in models of lung, multiple myeloma, and hepatocellular carcinoma. This platform represents a promising and broadly applicable drug delivery system with high potential for clinical translation across various malignancies.

IN DEPTH

Key Findings

A novel biocompatible adiposome nanoparticle platform has been developed for the efficient delivery of the hydrophobic anticancer drug docetaxel (DTX), demonstrating significantly reduced systemic toxicity while achieving comparable or superior antitumor efficacy in various malignancy models compared to commercial formulations.

Technical / Clinical Details

The developed adiposomes mimic cellular membrane properties, enhancing their biocompatibility and enabling efficient drug transport to target cells within the body. In vivo studies showed that non-targeted DTX-Ad effectively reduced the systemic side effects typically associated with conventional docetaxel formulations (e.g., myelosuppression, neuropathy) while maintaining equivalent tumor regression. Furthermore, three types of targeted DTX-Ad, specifically designed for lung, multiple myeloma, and hepatocellular carcinoma, demonstrated potent antitumor activity—suppressing tumor growth and extending survival—in respective animal models. This targeted delivery mechanism leverages specific receptors or antigens in the tumor microenvironment, thereby increasing drug concentration at the tumor site and minimizing off-target effects on healthy tissues.

Background & Context

Efficient delivery of hydrophobic drugs has long been a challenge in oncology due to their poor solubility, unstable pharmacokinetics, and propensity for systemic toxicity. While existing nanoparticle drug delivery systems continue to evolve, adiposomes offer the potential for enhanced biocompatibility and safety by utilizing biologically derived lipid components. The ability to achieve targeted delivery is particularly crucial in cancer therapy for maximizing drug efficacy and minimizing adverse effects.

Strategic Significance & Outlook

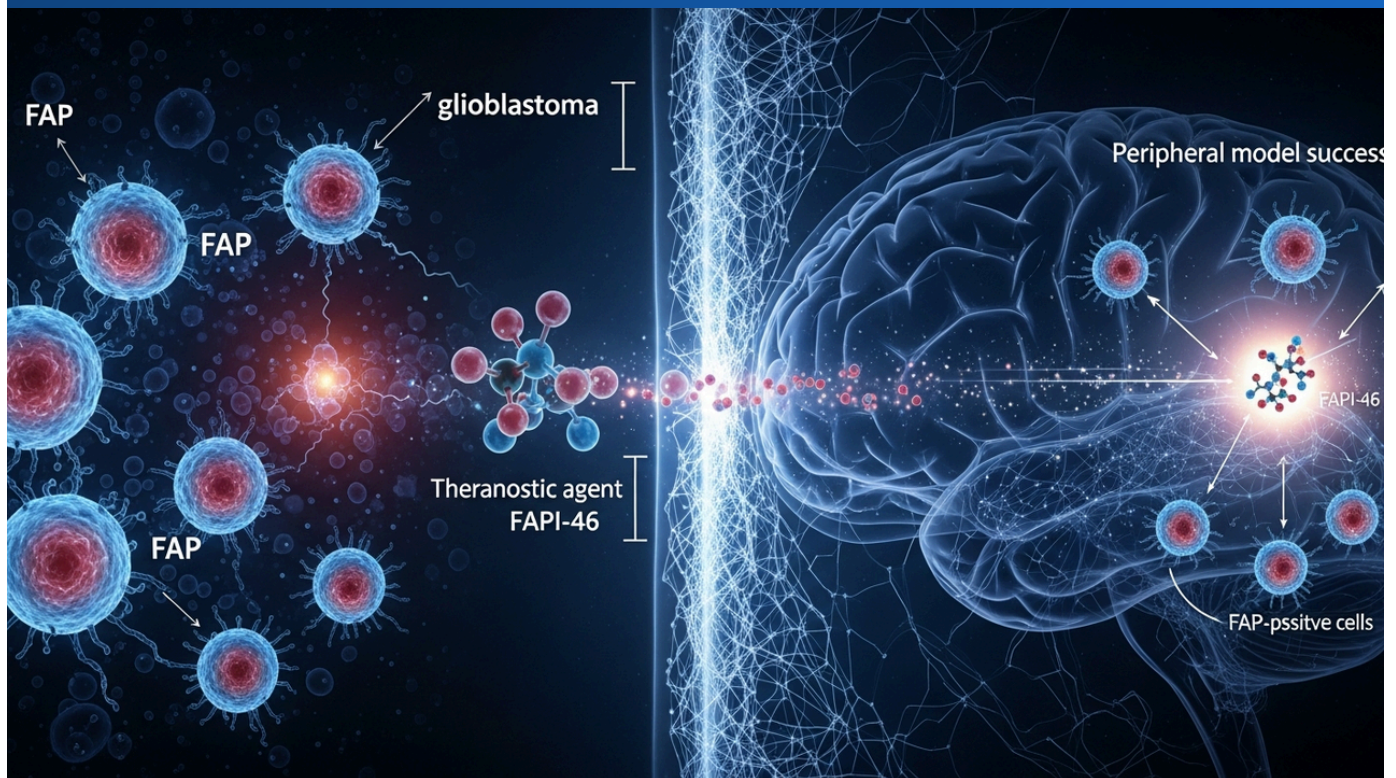
This adiposome platform represents a significant step toward personalized medicine for a wide range of malignancies. Future efforts will focus on further preclinical and clinical trials to validate its safety and efficacy. Should this technology reach clinical application, it could offer a more effective and less toxic treatment option for patients with difficult-to-treat cancers. Moreover, the platform's potential for delivering other hydrophobic drugs beyond docetaxel suggests broad breakthroughs in the field of nanomedicine.

Source: <https://www.biorxiv.org/content/10.64898/2026.06.01.729180v1.full-text>

Collected: June 12, 2026 | Automated Research System (Gemini API)

FAPI-46 Theranostic Agent Shows Promising Survival Benefits in Glioblastoma Peripheral Models, But Brain-Blood Barrier Permeation Remains a Challenge

Published June 04, 2026 Journal of Nuclear Medicine USA



OVERVIEW

A study on glioblastoma evaluated FAP inhibitor (FAPI)-46 as a theranostic agent targeting fibroblast activation protein (FAP). In vivo, diagnostic $[^{68}\text{Ga}]\text{Ga}$ -FAPI-46 demonstrated high tumor uptake, and therapeutic $[^{225}\text{Ac}]\text{Ac}$ -FAPI-46 extended survival both as monotherapy and in combination with temozolomide. However, limited brain tumor uptake of $[^{68}\text{Ga}]\text{Ga}$ -FAPI-46 indicated challenges in blood-brain barrier permeation. FAPI-46 shows promise for glioblastoma in peripheral models, warranting further research into CNS delivery strategies.

Key Findings

In vivo studies of the FAP-targeted theranostic agent FAPI-46 for glioblastoma demonstrated high tumor uptake for diagnostic [68Ga]Ga-FAPI-46 and significant survival prolongation with therapeutic [225Ac]Ac-FAPI-46, both alone and in combination with temozolomide, in peripheral models. However, the agent's ability to cross the blood-brain barrier (BBB) for direct brain tumor targeting remains a critical limitation.

Technical / Clinical Details

This research explored FAP inhibitor (FAPI)-46 as a theranostic agent in glioblastoma. For diagnostic imaging, gallium-68-labeled [68Ga]Ga-FAPI-46 showed robust tumor uptake in an in vivo model using peripherally located glioblastoma cell lines, indicating specific binding to FAP-expressing tumor tissue. Therapeutically, actinium-225-labeled [225Ac]Ac-FAPI-46 significantly extended the survival of tumor-bearing animals when administered as a monotherapy or in combination with the standard chemotherapy temozolomide. This suggests that [225Ac]Ac-FAPI-46, an alpha-emitter, exerts potent cytotoxic effects on FAP-positive tumor cells. A key observation, however, was the low uptake of [68Ga]Ga-FAPI-46 in actual brain tumors, implying that the blood-brain barrier (BBB) in the central nervous system significantly restricts the agent's intracranial penetration.

Background & Context

Glioblastoma is an aggressive brain tumor with a dismal prognosis, necessitating innovative therapeutic approaches. FAP is known to be overexpressed by fibroblasts in the tumor microenvironment of many cancers, making it an attractive target for precision medicine. Theranostic approaches using FAPI offer the potential for simultaneous diagnosis and treatment of FAP-positive tumors. Nevertheless, the intrinsic challenge of drug delivery across the BBB remains a formidable hurdle for brain cancer therapies.

Strategic Significance & Outlook


While FAPI-46 shows promise as a theranostic agent for glioblastoma in peripheral models, its application for central nervous system glioblastoma will require novel delivery strategies or agent modifications to overcome the blood-brain barrier. Future research will likely focus on enhancing BBB penetration through nanoparticle technologies or modified ligands. This study provides crucial foundational knowledge for the development of targeted radiopharmaceuticals for intractable brain tumors, highlighting the ongoing need for advanced delivery systems.

Source: https://vertexaisearch.cloud.google.com/grounding-api-redirect/AUZIYQE5PMxZ1z_M0s1GneM1IVy_X-F-jmUfZSmjs3IMMWiGG0OKkSsWP-UB5coVe1mJy0QcTNTyqY-TPk4bIQKvKoWQzQGqX75R81Q0dPlcmmVZF42pfvUOBqJbWz0X6ZpoyevoRuU1RwCvVwun5aoOCY8dyHZDzbg

Collected: June 12, 2026 | Automated Research System (Gemini API)

Park Systems Invests in Advanced Nanoscale Metrology Portfolio to Drive Next-Gen 3D Packaging and Logic Research

Published June 10, 2026 PR Newswire USA



OVERVIEW

Park Systems, a global leader in AFM and nanoscale metrology, announced a strategic investment in its advanced metrology portfolio for 3D packaging and logic research. This initiative aims to accelerate the evolution of measurement technologies essential for miniaturization and high-performance in next-generation electronics. Enhancements in high-precision 3D structure evaluation and defect analysis will significantly contribute to semiconductor innovation.

IN DEPTH

Key Findings

Park Systems has committed substantial investment to its advanced nanoscale metrology portfolio to support 3D packaging and logic research, which are critical for next-generation electronics. This strategic move aims to address the challenges of miniaturization in semiconductor manufacturing, thereby strongly propelling industry-wide technological innovation.

Technical / Clinical Details

Central to this investment is the further enhancement of Atomic Force Microscopy (AFM) technology and the development of integrated nanoscale metrology solutions. Park Systems' AFMs offer unparalleled capabilities for non-destructive evaluation of surface topography, roughness, and material properties at sub-nanometer resolutions. This performance is crucial for complex 3D logic devices such as 3D stacked structures and gate-all-around (GAA) transistors. The enhanced portfolio will enable high-precision detection and analysis of physical defects, material heterogeneities, and interlayer alignments within these advanced structures. This capability will accelerate problem identification during R&D phases, optimize manufacturing processes, and ultimately improve the reliability and performance of final products.

Background & Context

3D packaging is a vital technology for achieving performance improvements and miniaturization in the semiconductor industry, which faces the physical limits of Moore's Law. Miniaturization of logic devices now demands not only planar advancements but also vertical stacking and innovative transistor architectures. These advanced structures pose significant challenges for traditional metrology techniques, making high-precision nanoscale 3D measurement indispensable. Park Systems has long been a pioneer in AFM technology, providing solutions across semiconductors, materials science, and biology.

Strategic Significance & Outlook


This strategic investment by Park Systems is expected to play a crucial role in accelerating the development of next-generation semiconductor devices and paving the way for their mass production. Enhanced metrology capabilities directly translate to improved product reliability and reduced development costs, robustly supporting technological innovation in cutting-edge fields like AI, IoT, and high-performance computing. The company plans to continue expanding the frontiers of nanoscale metrology through ongoing R&D, contributing to the advancement of the global electronics industry.

Source: #

Collected: June 12, 2026 | Automated Research System (Gemini API)

Invisible-Light Labs Secures €1.5M to Unveil NEMS-FTIR: A Picogram-Scale Revolution in Sub-Micron Analysis

Published June 09, 2026 BeBeez International オーストリア



OVERVIEW

Austrian DeepTech startup Invisible-Light Labs has successfully raised €1.5 million in pre-seed funding to accelerate the global commercialization of its groundbreaking sub-micron particle identification technology. Leveraging Nano-Electro-Mechanical Fourier Transform Infrared (NEMS-FTIR) spectroscopy, the company enables picogram-level chemical analysis crucial for advancements in environmental monitoring, pharmaceutical analysis, and nanotechnology. This innovative platform promises to revolutionize the detailed analysis of challenging analytes like aerosols, nanoplastics, and nanopharmaceuticals.

IN DEPTH

Background

The analysis of sub-micron particles is becoming critically important across diverse sectors, from detecting environmental pollutants and identifying trace impurities in new drug development to ensuring quality control for advanced nanomaterials. However, their minute size presents a significant technical challenge for highly sensitive and non-destructive analysis. While current market solutions often rely on electron microscopy or conventional spectroscopy, NEMS-FTIR is poised to be a groundbreaking approach, overcoming these limitations by delivering richer, more detailed chemical information.

Key Findings

Invisible-Light Labs, an Austrian DeepTech startup, has successfully secured €1.5 million in a pre-seed funding round. This capital will accelerate the international commercialization of its sub-micron particle identification technology. The company's pioneering Nano-Electro-Mechanical Fourier Transform Infrared (NEMS-FTIR) spectroscopy facilitates chemical analysis at the picogram level, establishing a new benchmark for applications in environmental monitoring, pharmaceutical development, and nanotechnology.

Technical Details

Invisible-Light Labs' NEMS-FTIR technology advances conventional Fourier Transform Infrared (FTIR) spectroscopy to the nanoscale. This innovative method employs Nano-Electro-Mechanical Systems (NEMS) as a highly sensitive sensing platform to acquire infrared absorption spectra with exceptional sensitivity and resolution from extremely minute sample volumes. This capability enables the precise chemical identification of structures and substances invisible to the naked eye, such as individual sub-micron particles or ultra-thin surface layers. The system offers rapid and accurate chemical fingerprinting for notoriously challenging analytes, including airborne particulate matter, environmental nanoplastics, and nanopharmaceuticals, which are often intractable with traditional analytical techniques. Crucially, its picogram-level analytical prowess provides a significant advantage not only in fundamental research and development but also in critical areas like quality control and regulatory compliance.

Strategic Outlook

The €1.5 million funding will empower Invisible-Light Labs to accelerate the international commercialization of its NEMS-FTIR technology and significantly expand its manufacturing capabilities. This expansion is anticipated to drive widespread industrial adoption across diverse applications, from real-time environmental monitoring and ensuring product purity in the pharmaceutical industry to precise characterization in cutting-edge nanomaterial research. The company's technology is poised to become a next-generation analytical solution, contributing profoundly to problem-solving and fostering innovation across numerous scientific and industrial domains.

Source: <https://bebeez.eu/2026/06/09/austrian-deeptech-startup-invisible-light-labs-raises-e1-5-million-to-identify-sub-micron-particles/>

Collected: June 12, 2026 | Automated Research System (Gemini API)

Cosmos Health Subsidiary Cana Laboratories Acquires International Patent WO2025108566A1, Expanding Nanotechnology Investment to Accelerate Next-Gen Healthcare Product Development

Published June 08, 2026 Stock Titan USA



OVERVIEW

Cosmos Health announced that its wholly-owned subsidiary, Cana Laboratories S.A., has acquired international patent application WO2025108566A1 from Cloudpharm P.C., significantly expanding its nanotechnology investment initiatives. This strategic acquisition positions Cana Laboratories to leverage the patented technology and additional nanotechnology applications to accelerate the development of next-generation pharmaceuticals, nutraceuticals, OTC products, and specialized healthcare solutions. The move aligns with Cosmos Health's strategy to expand its intellectual property portfolio and strengthen vertical integration, solidifying its future growth prospects.

IN DEPTH

Key Findings

Cana Laboratories S.A., a wholly-owned subsidiary of Cosmos Health, has acquired international patent application WO2025108566A1 from Cloudpharm P.C., significantly expanding its nanotechnology investment initiatives. This strategic acquisition establishes a robust intellectual property foundation for the company to accelerate the development of next-generation pharmaceuticals and healthcare products.

Technical / Clinical Details

While the detailed technical specifications of the acquired international patent WO2025108566A1 are not publicly disclosed, it is understood to cover an innovative area related to nanotechnology applications. Cana Laboratories plans to integrate this patented technology with its proprietary nanotechnology research to develop new generations of pharmaceutical products, high-performance nutraceuticals, effective over-the-counter (OTC) products, and specialized healthcare solutions. Nanotechnology holds immense potential to dramatically improve product performance across various aspects, including enhancing drug solubility, improving bioavailability, optimizing targeted delivery, and reducing side effects. This patent acquisition suggests the company aims to establish a unique competitive advantage in specific nanoformulation techniques or delivery systems.

Background & Context

The healthcare industry is rapidly adopting nanotechnology to enhance product efficacy and safety. In particular, fields such as drug delivery systems (DDS) and functional materials are seeing breakthroughs where precise nanoscale control enables the development of new therapeutic and preventive strategies. Cosmos Health's acquisition aligns with this technological trend, representing a strategic move to bolster its R&D pipeline and strengthen its competitive position in the market. Securing intellectual property is vital for long-term growth and market exclusivity in innovative technology sectors.

Strategic Significance & Outlook

This patent acquisition and expanded investment in nanotechnology are foundational for Cosmos Health to differentiate its product portfolio and offer higher-value healthcare solutions. Moving forward, Cana Laboratories will integrate this new intellectual property into its existing R&D programs to accelerate the clinical development and commercialization of innovative products. This is expected to position Cosmos Health to introduce pioneering nanotechnology-driven products in the pharmaceutical, nutraceutical, and OTC markets, contributing to the health and well-being of patients and consumers. Strengthening the intellectual property portfolio is directly linked to securing long-term revenue streams and enhancing corporate value.

Source: <https://www.stocktitan.net/news/COSM/cosmos-health-completes-acquisition-of-strategic-intellectual-o6l3hfuhlb49.html>

Collected: June 12, 2026 | Automated Research System (Gemini API)

Transfer Learning Accelerates Search for New Physics in the Universe by Up to 10x, Reducing Costly Simulations and Revolutionizing Materials and Quantum Physics Research

Published June 11, 2026 ScienceDaily USA

Transfer Learning accelerated the search off physicsew physics in space by up top 10 times



Technology News

[pjaxo

OVERVIEW

Scientists discovered that an AI transfer learning approach can significantly accelerate the search for new physics in the universe, potentially reducing the need for costly and time-consuming simulations by up to tenfold. However, a caveat exists where over-reliance on familiar patterns by the AI could lead to missed discoveries or incorrect conclusions. This breakthrough holds transformative potential for future research in materials science and quantum physics.

IN DEPTH

Key Findings

Scientists have demonstrated that leveraging artificial intelligence (AI) through transfer learning can significantly accelerate the search for new physics in the universe. This technique has the potential to reduce the need for expensive and time-consuming simulations by up to a factor of ten.

Technical / Clinical Details

Transfer learning is an AI approach where a model trained on one task is adapted to a related but different task. In this study, an AI model initially trained on large existing datasets of physics simulations was shown to make highly accurate predictions for new physical phenomena with significantly less data and faster computation than models trained from scratch. Specifically, complex calculations that traditionally require weeks or months of conventional physical simulation can be completed in hours or days using the transfer learning model, contributing to substantial savings in computational resources. However, the research team also cautioned that over-reliance on known patterns by AI could lead to missing truly novel physical discoveries or drawing erroneous conclusions. Therefore, ensuring model transparency and interpretability, alongside human expert oversight, remains critical.

Background & Context

In fields like particle physics and cosmology, simulations are indispensable for exploring new physical laws and unknown particles, but they demand enormous computational resources. These simulations have become incredibly expensive, creating a bottleneck in research. Advances in AI, particularly machine learning, are now emerging as a promising solution to this challenge, with data-driven approaches beginning to revolutionize simulation science.

Strategic Significance & Outlook


This discovery of transfer learning's capabilities has the potential to accelerate research across a wide range of areas, including data analysis for particle accelerator experiments, the search for dark matter and dark energy, and understanding the universe's early stages. Furthermore, its applications extend beyond cosmic physics to various scientific and technological fields, such as designing new materials in materials science and solving complex many-body problems in quantum physics. By dramatically reducing computational costs, many research projects previously deemed unfeasible due to cost-effectiveness can now be pursued, significantly boosting the pace of scientific discovery.

Source: https://www.sciencedaily.com/news/matter_energy/nanotechnology/

Collected: June 12, 2026 | Automated Research System (Gemini API)

Nanoscale Gold Metamaterials Supercharge Heat Transfer Across Tiny Gaps by up to 4x, Revolutionizing Thermal Management in Miniature Electronics

Published June 08, 2026 ScienceDaily USA



OVERVIEW

Scientists have achieved a breakthrough by using nanoscale gold metamaterials to significantly enhance heat transfer across tiny gaps, delivering up to four times the energy flux compared to conventional equivalent systems. This innovation dramatically improves thermal management efficiency. This breakthrough holds the potential to fundamentally solve thermal design challenges in miniaturized electronics and advanced energy conversion systems, thereby substantially boosting performance and reliability.

Key Findings

Scientists have successfully achieved a breakthrough in enhancing heat transfer across microscopic gaps by utilizing nanoscale gold metamaterials. This innovative approach delivers an energy flux up to four times greater than conventional equivalent systems, marking a significant advancement in thermal management for miniature electronics and energy conversion systems.

Technical / Clinical Details

The research involved fabricating metamaterials with precisely arranged gold nanostructures, leveraging their unique electromagnetic properties for heat transport. Specifically, the team exploited surface plasmon polaritons (SPPs), a phenomenon that enhances thermal radiation at the nanoscale, to construct a mechanism for highly efficient heat transfer across minimal spaces. This metamaterial selectively resonates and concentrates electromagnetic waves that carry heat within specific wavelength ranges, achieving heat flux levels difficult to reach with conventional conduction, convection, or radiation. Experiments demonstrated that this gold metamaterial improved heat transfer efficiency across tiny gaps by up to 400% compared to equivalent unstructured materials. This enhancement was particularly pronounced in gaps below a few tens of nanometers, where near-field effects dominate.

Background & Context

Modern electronic devices are rapidly miniaturizing and increasing in performance, but this comes with a significant challenge: increased heat generation. For high-density integrated devices such as microprocessors, memory chips, and LEDs, effective thermal management is critical for determining device lifespan and performance. Traditional heat transfer technologies face limitations in moving heat within microscopic spaces, which has constrained device design and operation. Nanomaterials, especially metamaterials, are expected to open new avenues for overcoming these thermal management challenges due to their unique physical properties.

Strategic Significance & Outlook


This enhanced nanoscale gold metamaterial-based heat transfer has the potential to revolutionize the design of next-generation miniature electronic devices, enabling the development of smaller, faster, and more reliable systems. Specific applications include high-performance computing cooling systems, highly efficient thermoelectric conversion devices, and even energy harvesting technologies. Furthermore, extending this principle to other materials and wavelength ranges could lead to breakthroughs in thermal management solutions across various industrial sectors, promising substantial advancements in energy efficiency and device longevity.

Source: https://www.sciencedaily.com/news/matter_energy/nanotechnology/

Collected: June 12, 2026 | Automated Research System (Gemini API)

First Graphene Acquires US-Based MITO Material Solutions for Up to \$850K, Bolstering Functional Graphene Products and US Market Presence

Published June 04, 2026 Proactive Investors Australia



OVERVIEW

Australia's First Graphene has signed an agreement to acquire the assets, intellectual property, product lines, and manufacturing capabilities of US-based MITO Material Solutions for up to \$850,000. This acquisition will significantly strengthen First Graphene's North American presence and expand its offering of functional graphene and graphene oxide products. MITO's products are noted for applications in thermoset and thermoplastic resins, composites, and coatings, further solidifying First Graphene's position as a global leader with an annual commercial graphene production capacity of up to 100 tonnes.

IN DEPTH

Key Findings

First Graphene has agreed to acquire the assets, intellectual property, product lines, and manufacturing capabilities of US-based MITO Material Solutions for a deal valued at up to \$850,000. This strategic acquisition is set to substantially enhance First Graphene's presence in the North American market and significantly broaden its portfolio of graphene offerings, including functional graphene and graphene oxide products.

Technical / Clinical Details

MITO Material Solutions specializes in the development and manufacturing of functional graphene products utilized across a wide array of applications, particularly in thermoset and thermoplastic resins, composites, coatings, and liquid systems. These products are designed to improve material properties such as mechanical strength, thermal conductivity, and electrical conductivity, meeting high demand in industries requiring high-performance materials like aerospace, automotive, and sporting goods. By integrating MITO's technology and manufacturing capabilities into its existing commercial graphene production line—which has an annual capacity of up to 100 tonnes—First Graphene aims to expand its customer base and serve an even broader range of industries beyond its current approximately 35 customers utilizing 35 applications.

Background & Context

The graphene market is experiencing rapid growth, driven by its exceptional electrical, mechanical, and thermal properties, which promise diverse industrial applications. Functional graphene products, in particular, are customized to meet specific end-product requirements, offering performance enhancements unattainable with conventional materials. The US market presents particularly high demand for advanced materials, making expansion in this region critical for graphene manufacturers. This acquisition represents a strategic step for First Graphene to bolster its global competitiveness and diversify its supply chain.

Strategic Significance & Outlook

Michael Bell, Managing Director and CEO of First Graphene, emphasized that the acquisition of MITO will significantly expand the company's commercial opportunities and diversify its revenue streams. The addition of functional graphene technologies to its portfolio will enable First Graphene to cater to a wider range of industrial applications, thereby increasing its market share. This acquisition marks a crucial milestone for the company to further solidify its leadership in the global graphene market and meet the growing demand for graphene-based solutions in high-growth industries. Long-term, this is expected to contribute to the company's revenue growth and enhance shareholder value.

Source: <https://www.proactiveinvestors.com/companies/news/1093618/first-graphene-adds-new-revenue-streams-through-mito-deal-icymi-1093618.html>

Collected: June 12, 2026 | Automated Research System (Gemini API)

Zentek Secures US Patent for ZenGUARD™ Graphene-Based Technology, Bolstering IP Protection and Paving Way for US Market Entry

Published June 09, 2026 Newsfile Corp. Canada

The Zentek logo is displayed in a large, bold, black, sans-serif font. It is centered within a white rectangular area that has a light gray grid pattern. Above the logo, there is a horizontal green line. The entire logo area is set against a white background.

OVERVIEW

Zentek Ltd. announced the issuance of U.S. Patent No. 12,616,206 covering its foundational ZenGUARD™ graphene-based technology. This new patent complements existing Canadian patents for personal protective equipment and HVAC applications, significantly strengthening ZenGUARD™'s intellectual property protection across North America. Zentek plans to continue evaluating regulatory requirements for full market entry into the US, leveraging this enhanced IP foundation.

IN DEPTH

Key Findings

Zentek Ltd. has announced the granting of U.S. Patent No. 12,616,206 for its graphene-based technology, which underpins the company's flagship ZenGUARD™ platform. This new patent acquisition complements the existing patent portfolio already established in Canada for personal protective equipment and HVAC applications, significantly strengthening the intellectual property protection for ZenGUARD™ across the North American market.

Technical / Clinical Details

The ZenGUARD™ technology leverages the superior antimicrobial and antiviral properties of graphene to create innovative material solutions applicable in diverse uses, such as personal protective equipment (e.g., masks) and air filtration within HVAC (heating, ventilation, and air conditioning) systems. This specific U.S. patent is expected to protect unique technical aspects related to the manufacturing process, composition, and performance enhancements of this graphene-based material in specific applications. This ensures that the high-efficiency filtration and microbial inactivation capabilities offered by ZenGUARD™ are securely protected as intellectual property. The patent acquisition clearly demonstrates the company's competitive edge in R&D and the market differentiation factors inherent in this technology.

Background & Context

Since the COVID-19 pandemic, the global importance of protection against airborne microorganisms and pollutants has surged, leading to a dramatic increase in demand for personal protective equipment and air filtration systems. Advanced nanomaterials like graphene have garnered significant attention due to their potential to offer higher efficiency and more sustainable performance compared to conventional filtration media. Zentek has focused on developing graphene-based solutions to meet this market need, and particularly in the U.S. market, due to its size and strict regulations, intellectual property protection is key to commercial success.

Strategic Significance & Outlook

The acquisition of the U.S. patent is a critical milestone for Zentek in deploying its ZenGUARD™ technology in the U.S. market. The company will now accelerate its evaluation of regulatory requirements and product approval processes for entry into the U.S., backed by this strong intellectual property foundation. This opens up possibilities for ZenGUARD™ to be widely adopted as an innovative solution in the personal protective equipment and HVAC filter markets. Furthermore, this patent will strengthen Zentek's negotiation position in future licensing agreements and partnerships, contributing to the company's long-term growth and profitability.

Source: <https://www.newsfilecorp.com/release/300744/Zentek-Granted-U.S.-Patent-for-ZenGUARDTM-GrapheneBased-Technology>

Collected: June 12, 2026 | Automated Research System (Gemini API)

UbiQD's Cadmium-Free Quantum Dot Solar Concentrating Windows Validate Performance and Durability in US Department of Energy Evaluation, Advancing Green Energy for Commercial Buildings

Published June 04, 2026 U.S. Department of Energy USA



OVERVIEW

UbiQD, LLC's translucent quantum dot (QD) coated solar concentrating windows for commercial buildings have demonstrated validated performance, durability, and stability in an evaluation by the U.S. Department of Energy's National Laboratory of the Rockies (NLR). These windows convert a portion of incoming sunlight into electricity while maintaining their functional transparency. Notably, UbiQD's nanocrystals are free of toxic heavy metals like cadmium, positioning them as an environmentally friendly solution capable of significantly enhancing building energy efficiency.

IN DEPTH

Key Findings

UbiQD, LLC's translucent luminescent solar concentrating (LSC) windows, featuring quantum dot (QD) coatings for commercial buildings, have successfully demonstrated excellent performance, durability, and stability in an independent evaluation by the U.S. Department of Energy's National Laboratory of the Rockies (NLR). This innovative window technology utilizes cadmium-free, environmentally conscious nanocrystals, converting a portion of sunlight into electricity while maintaining transparency.

Technical / Clinical Details

UbiQD's LSC windows leverage a quantum dot coating applied to the glass to absorb specific parts of the solar spectrum, particularly UV light and shorter-wavelength visible light. The absorbed light is then down-converted within the QDs to longer wavelengths and guided to the edges of the windowpane, where integrated solar cells efficiently convert the concentrated light into electrical energy. This process allows the windows to generate electricity while still admitting natural light, reducing the building's overall energy consumption. The NLR's testing of prototypes rigorously assessed power generation efficiency under various conditions, long-term resistance to material degradation, and stability against environmental stressors. The results confirmed that the system performs as designed and possesses the durability required for commercial deployment. Furthermore, UbiQD's QDs are notable for being free of toxic cadmium, a heavy metal commonly used in traditional QD materials, which provides a significant advantage in terms of environmental safety and sustainability.

Background & Context

Building energy consumption accounts for a substantial portion of global energy usage, making improved energy efficiency in commercial buildings a critical objective for achieving a sustainable society. While solar photovoltaic technology continues to advance, its integration into building facades has been constrained by aesthetic and functional considerations. LSC windows offer a promising solution to this challenge, enabling buildings to generate electricity without compromising their primary function as windows. Cadmium-free technology is a crucial factor for accelerating market adoption, especially with increasing environmental regulations.

Strategic Significance & Outlook

UbiQD's quantum dot solar concentrating windows hold immense potential as a green energy solution for the commercial building market. The widespread adoption of energy-generating windows will contribute to reducing building carbon footprints and increasing energy self-sufficiency. The NLR's validation enhances the technology's credibility and significantly opens the path to commercialization. Moving forward, large-scale implementation and integration with other smart building technologies are expected to accelerate the energy transformation within the construction industry. This technology marks an important step toward realizing sustainable future cities.

Source: <https://www.energy.gov/cmei/buildings/articles/luminescent-solar-concentrating-windows-quantum-dot-coatings-commercial>

Collected: June 12, 2026 | Automated Research System (Gemini API)

SON SAS Weekly Nanoparticle & Nanomaterials Report Highlights New Therapeutic Avenues for Cardiovascular Disease, Obesity, and Breakthrough Graphene Implants for Brain Tumors

Published June 09, 2026 SON SAS France



OVERVIEW

SON SAS's weekly news report on nanoparticles and nanomaterials highlighted notable advancements in materials opening new therapeutic pathways for cardiovascular disease and obesity, along with the development of breakthrough graphene implants for brain tumors. The report also raised regulatory concerns regarding the illegal import of prohibited products in Europe, underscoring nanomaterials' rapid emergence as an essential technological foundation across medicine, energy, electronics, and environmental sectors.

Key Findings

The latest weekly news report on nanoparticles and nanomaterials from SON SAS highlighted significant developments in nanomaterials forging new therapeutic pathways for cardiovascular disease and obesity, along with the emergence of innovative graphene implants for brain tumors. Concurrently, regulatory concerns regarding the illegal import of prohibited products in Europe were also raised.

Technical / Clinical Details

The report focused on the role of nanomaterials in treating cardiovascular diseases and obesity. This includes improvements in drug delivery system efficiency, development of highly biocompatible diagnostic tools, and the application of nanoparticles targeting specific disease pathways. For instance, nanoparticles designed to target specific lipoproteins or fatty acid receptors are suggested to contribute to metabolic improvement and inflammation reduction in obesity-related conditions. In the field of brain tumor treatment, novel graphene-based implants are gaining attention. These implants, leveraging their electrical properties and biocompatibility, are designed to inhibit tumor growth or deliver therapeutic agents locally. On the other hand, reports of illegal imports of certain nanomaterials prohibited in Europe underscore the need for stringent monitoring and regulation in the commercialization and use of nanomaterials.

Background & Context

Nanotechnology, with its unique physical and chemical properties, is driving innovation across numerous industrial sectors, including medicine, energy, electronics, and environmental protection. The medical field, in particular, anticipates breakthroughs in treating intractable diseases. However, the rapid advancement of nanomaterials also brings challenges such as safety evaluation and the establishment of regulatory frameworks. The issue of illegal imports highlights a lack of transparency in international supply chains and inconsistencies in regulatory standards across countries, underscoring the necessity for global collaborative efforts.

Strategic Significance & Outlook

The progress in nanomaterials is poised to fundamentally transform treatments for refractory diseases and enable the development of more sustainable energy systems and advanced electronic devices. Specifically, nano-based solutions for major health problems like cardiovascular disease and obesity hold the potential to significantly improve patients' quality of life. However, to fully realize the benefits of these technologies, stringent safety evaluations, ethical guideline development, and international regulatory cooperation must proceed in parallel with R&D. Transparency and responsible innovation will be key to the sustained growth of nanotechnology.

Source: <https://sonsas.com/en/news-nanomaterials/>

Collected: June 12, 2026 | Automated Research System (Gemini API)

FDA Endorses 'Prior Knowledge' Use in Gene Therapy Development, Streamlining Review for AAV, Nanoparticle Delivery Systems, and Cell Therapies

Published June 10, 2026 Hogan Lovells USA



OVERVIEW

The U.S. Food and Drug Administration (FDA) issued guidance endorsing the use of 'Prior Knowledge' in the development of genome editing products, a policy expected to streamline drug development and review processes. This guidance is applicable to other gene therapies, including adeno-associated virus (AAV)-based products, nanoparticle delivery systems, and specific cell therapies. The FDA clarifies that sponsors can leverage existing scientific understanding and experience even without a formal 'platform technology' designation, aiming to reduce developer burden and accelerate product commercialization.

IN DEPTH

Key Findings

The U.S. Food and Drug Administration (FDA) has issued new guidance endorsing the use of existing scientific knowledge and experience, referred to as 'Prior Knowledge,' in the development of genome editing products. This groundbreaking policy is anticipated to apply to a broad range of gene therapy products, including adeno-associated virus (AAV)-based gene therapies, nanoparticle delivery systems, and specific cell therapies, thereby significantly enhancing the efficiency of drug development processes and regulatory review.

Technical / Clinical Details

The core of this guidance clarifies that sponsors can rely on knowledge gained from similar products or technologies already evaluated and approved by the FDA, or on data presented in published scientific literature or submitted to regulatory agencies, when submitting new product or process applications. This eliminates the need for developers to generate and submit all data from scratch for every new application, particularly reducing the burden of repetitive quality, safety, and manufacturing process testing. For example, prior knowledge could be applied to the safety profiles or manufacturing processes of established gene therapy vectors using specific AAV serotypes or well-characterized nanoparticle delivery systems like lipid nanoparticles (LNPs). This is expected to shorten individual product review times and reduce development costs. By enabling the use of prior knowledge without requiring a formal 'platform technology' designation, the FDA is promoting a more flexible approach to drug development.

Background & Context

The gene therapy sector has faced development bottlenecks due to complex manufacturing processes and stringent regulatory requirements, even as it undergoes rapid technological innovation and pipeline expansion. For therapies targeting rare or life-threatening diseases, there is an urgent need for quicker patient access. This new FDA guidance addresses these industry challenges, demonstrating an evolution in regulatory approach aimed at bringing safe and effective therapies to patients without hindering innovation. It is part of the FDA's ongoing commitment to enhance efficiency and predictability in drug development.

Strategic Significance & Outlook


This FDA guidance is expected to have a transformative impact on gene therapy development, particularly for RNA therapeutics utilizing nanoparticle delivery systems and gene editing technologies. The reduction in development timelines and costs will encourage the introduction of more innovative therapies to the market, improving patient access. Furthermore, the use of prior knowledge will streamline communication between regulatory agencies and developers, contributing to greater transparency in the review process. This is anticipated to further accelerate the development of advanced nanotechnology-based therapies, marking a significant step towards the realization of personalized medicine.

Source: <https://www.hoganlovells.com/en/publications/fda-endorses-prior-knowledge-use-in-gene>

Collected: June 12, 2026 | Automated Research System (Gemini API)

AZoNano Report Details Nanomaterials Powering Green Energy Transition: Graphene, CNTs, and Quantum Dots Revolutionize Batteries, Solar Cells, and Hydrogen Tech

Published June 09, 2026 AZoNano Australia



OVERVIEW

An AZoNano report details how nanomaterials like graphene, carbon nanotubes (CNTs), and quantum dots (QDs) are revolutionizing green energy by enhancing charge transport, catalytic efficiency, and light absorption in batteries, solar cells, and hydrogen technologies. The report highlights advancements in next-generation Li-ion batteries, expanded flexible solar cell applications, and potential low-cost alternatives to platinum nanocatalysts for hydrogen production. However, scalability and stability remain key challenges for these technologies.

Key Findings

A comprehensive report by AZoNano has revealed how innovative nanomaterials such as graphene, carbon nanotubes (CNTs), and quantum dots (QDs) are fundamentally strengthening the pillars of the green energy transition by dramatically improving charge transport, catalytic efficiency, and light absorption capabilities in critical areas like batteries, solar cells, and hydrogen technologies.

Technical / Clinical Details

The report elaborates on the specific contributions of each nanomaterial. Graphene, with its exceptional electrical conductivity and vast surface area, holds the potential to boost energy density and charge/discharge rates in electrodes for next-generation lithium-ion batteries and supercapacitors. CNTs, owing to their superior mechanical strength and electrical conductivity, enhance efficiency and durability as conductive additives in flexible solar cells and fuel cells. Quantum dots, characterized by their ability to efficiently absorb light at specific wavelengths and re-emit it at others (photoluminescence), are being applied in solar cell light-absorbing layers and luminescent solar concentrators (LSCs) to improve conversion efficiency. Furthermore, for hydrogen production, where high costs of platinum nanocatalysts pose a challenge, CNT, graphene, or QD-based hybrid materials are being researched as cheaper and more efficient alternative catalysts. These nanomaterials aim to optimize hydrogen generation processes by increasing active catalytic sites and accelerating reaction rates.

Background & Context

As global awareness of climate change and energy security intensifies, the development of renewable energy technologies is an urgent priority. Batteries, solar cells, and hydrogen technologies are foundational for the transition to a decarbonized society, but their performance, cost, and sustainability still require significant improvement. Nanotechnology, by enabling control over material properties at the atomic and molecular level, is a frontier field poised to fundamentally resolve these challenges. Particularly in the green energy sector, nanomaterials are anticipated to be game-changers.

Strategic Significance & Outlook


Nanomaterials are becoming indispensable for enhancing the performance and cost-effectiveness of green energy technologies. However, achieving large-scale commercialization for these technologies still faces significant hurdles in ensuring scalability of nanomaterial production and long-term stability. Reducing production costs, ensuring uniform quality, and evaluating environmental impact are also crucial aspects for future R&D and market adoption. The AZoNano report suggests a clear pathway for nanotechnology to realize a sustainable energy future, anticipating accelerated R&D investment and industrial collaboration.

Source: <https://www.azonano.com/article.aspx?ArticleID=7023>

Collected: June 12, 2026 | Automated Research System (Gemini API)

China's Prinano Achieves Mass Production of 8-inch Photonic Chips with Proprietary Nanoimprint Tech, Bypassing ASML Equipment, Reducing Cost by 10x, and Achieving Sub-10nm Resolution to Circumvent Export Controls

Published June 08, 2026 South China Morning Post China



 South China Morning Post

OVERVIEW

Chinese startup Prinano announced successful mass production of photonic chips on 8-inch silicon wafers using its proprietary PL-AS vacuum air-cushion nanoimprint lithography (NIL) equipment, eliminating the need for expensive ASML DUV lithography. This innovative technology reduces manufacturing costs to approximately one-tenth of DUV-based solutions and achieves sub-10nm resolution. This breakthrough is strategically crucial for China to circumvent US semiconductor export restrictions and advance domestic semiconductor self-sufficiency.

Key Findings

Chinese startup Prinano has announced the successful mass production of photonic chips on 8-inch silicon wafers using its proprietary PL-AS vacuum air-cushion nanoimprint lithography (NIL) equipment, circumventing the need for expensive DUV lithography machines from Dutch firm ASML. This revolutionary technology significantly cuts manufacturing costs by approximately tenfold compared to DUV-based solutions and achieves sub-10nm resolution.

Technical / Clinical Details

Prinano's PL-AS vacuum air-cushion NIL technology involves directly pressing a master pattern onto a wafer to transfer nanoscale patterns. Unlike conventional photolithography, which relies on a complex multi-step process involving light and photoresist, NIL is based on physical pattern transfer, resulting in a simpler equipment structure and fewer utility requirements. The vacuum air-cushion technique ensures uniform contact between the wafer and the mask, reducing microscopic defects and achieving high yield and reproducibility on large-diameter 8-inch substrates. The company claims the ability to form ultra-fine patterns below 10nm, meeting the resolution requirements for cutting-edge logic semiconductors and photonic devices. Reducing manufacturing costs by a factor of ten is significant, as it lessens reliance on expensive EUV/DUV equipment and drastically improves the economics of semiconductor manufacturing.

Background & Context

Amid escalating global competition in semiconductor manufacturing technology, the United States has tightened export controls on advanced semiconductor equipment to China. ASML's EUV/DUV lithography machines, in particular, are essential for state-of-the-art semiconductor production, and China faces significant restrictions on their supply. In this context, NIL, as a new lithography technology that does not use light, has been eyed as a strategic alternative for China to build its domestic semiconductor supply chain and reduce external dependence. Prinano's success marks a major step towards China's technological self-reliance in this field.

Strategic Significance & Outlook


Prinano's successful mass production of photonic chips using nanoimprint technology holds profound strategic significance for China's semiconductor industry, enabling it to counter US export controls and advance technological self-sufficiency. This low-cost, high-resolution manufacturing capability will accelerate the supply of photonic chips, which are seeing growing demand in areas such as data centers, communication networks, and AI accelerators. If this technology can be further scaled up and applied to larger diameter wafers and other types of semiconductor devices, it could significantly impact the global semiconductor market's competitive landscape. It is expected to particularly provide a strong impetus for the development of China's domestic semiconductor ecosystem.

Source: <https://www.scmp.com/tech/tech-war/article/3356349/chinese-start-claims-nanoimprint-tech-can-mass-produce-optical-chips-without-asml-gear>

Collected: June 12, 2026 | Automated Research System (Gemini API)

Moderna-Merck Cancer Vaccine Enters Phase 3, mRNA Therapeutics LNP Manufacturing Scales Beyond 17 L/hr, Rare Metabolic Disease Drugs Nearing Approval Studies

Published June 11, 2026 BioProcess International USA



OVERVIEW

Six key developments are shaping mRNA therapeutics beyond COVID-19 vaccines: Moderna and Merck's personalized cancer vaccine has advanced to Phase 3 trials, and rare metabolic disease drugs like mRNA-3927 and mRNA-3705 are approaching approval studies by late 2026. Significantly, lipid nanoparticle (LNP) manufacturing scalability has advanced, with microfluidic chip architectures achieving throughputs exceeding 17 liters per hour, addressing a critical bottleneck for mRNA therapeutic commercialization.

Key Findings

The field of mRNA therapeutics is rapidly evolving beyond COVID-19 vaccines, with six significant developments reported. Notably, the personalized cancer vaccine co-developed by Moderna and Merck has progressed to Phase 3 clinical trials, and therapies for rare metabolic diseases are expected to move into approval study phases by late 2026. Furthermore, groundbreaking advancements in lipid nanoparticle (LNP) manufacturing scalability are attracting considerable attention.

Technical / Clinical Details

- **Personalized Cancer Vaccines:** The personalized cancer vaccine co-developed by Moderna and Merck has advanced to Phase 3 clinical trials following promising results in Phase 2. This vaccine aims to induce specific immune responses by designing mRNA based on individual patient tumor mutations, with the goal of reducing recurrence risk.
- **Rare Metabolic Disease Therapies:** mRNA-3927 for propionic acidemia (PA) and mRNA-3705 for methylmalonic acidemia (MMA) are both in advanced stages of clinical development, anticipated to transition into approval studies (typically covering manufacturing, quality control, and long-term safety data submission) by late 2026. These therapies approach the root cause of the diseases by delivering mRNA encoding the deficient enzymes.
- **LNP Manufacturing Scalability:** One of the most critical challenges in mRNA therapeutic manufacturing, lipid nanoparticle (LNP) manufacturing scalability, has seen significant improvement. Specifically, the introduction of new microfluidic chip architectures has enabled LNP manufacturing equipment to achieve throughputs exceeding 17 liters per hour. This represents a monumental leap compared to traditional batch manufacturing processes, and it is essential for mass production and cost reduction.

Background & Context

The success of COVID-19 vaccines has broadened the recognition of mRNA technology's potential, accelerating research applications across diverse disease areas, including cancer, autoimmune diseases, and rare genetic disorders. LNPs are indispensable for efficient and safe delivery of mRNA into cells, but their uniform production and large-scale manufacturing were previously significant technical barriers. However, advancements in microfluidic technology and other areas have made LNP production more efficient and scalable, clarifying the path toward commercialization of mRNA therapeutics.

Strategic Significance & Outlook

The progression of personalized cancer vaccines to Phase 3 trials indicates the immense potential of mRNA technology in cancer immunotherapy, possibly shifting treatment paradigms if successful. The transition of rare metabolic disease therapies to approval studies will bring new treatment options to patient populations with high unmet needs. Furthermore, improved LNP manufacturing scalability will reduce the cost of mRNA therapeutics, making them more accessible to a broader range of patients and enabling their application across various diseases. These developments suggest that mRNA therapeutics are solidifying their position as 'next-generation medicines,' with significant market growth expected in the coming years.

Source: <https://www.biopharminternational.com/view/6-key-developments-mrna-therapeutics-beyond-covid-19-vaccines>

Cartesian Therapeutics Licenses WestGene LNP Technology, Initiates Phase 1 for In Vivo CAR-T Descartes-08 in Myasthenia Gravis, Streamlining Manufacturing

Published June 09, 2026 Biospace USA



OVERVIEW

Cartesian Therapeutics announced a strategic licensing agreement with WestGene Biopharma to accelerate its in vivo CAR-T platform development using WestGene's targeted lipid nanoparticle (LNP) technology. This collaboration will initiate a Phase 1 clinical trial for Descartes-08, an in vivo mRNA-delivered CAR-T therapy candidate for myasthenia gravis patients. The agreement aims to eliminate complex ex vivo manufacturing steps and accelerate the development of next-generation BCMA antibody CAR constructs, thereby simplifying and improving access to CAR-T therapies.

IN DEPTH

Key Findings

Cartesian Therapeutics has announced a strategic licensing agreement with WestGene Biopharma, leveraging WestGene's targeted lipid nanoparticle (LNP) technology to accelerate the development of its in vivo CAR-T platform. This collaboration initiates a Phase 1 clinical trial for Descartes-08, an in vivo mRNA-delivered CAR-T therapy candidate for patients with myasthenia gravis, promising to simplify CAR-T manufacturing and accelerate next-generation construct development.

Technical / Clinical Details

Traditional CAR-T therapies involve a complex ex vivo process of extracting T cells from a patient, genetically modifying them, expanding them outside the body, and then re-infusing them. The partnership between Cartesian Therapeutics and WestGene Biopharma aims to revolutionize this process. WestGene's targeted LNP technology enables the direct delivery of mRNA to T cells within the patient's body, generating CAR-T cells in vivo. This eliminates the time-consuming and costly ex vivo manufacturing steps, such as cell processing, expansion, cryopreservation, and re-infusion. Specifically, the Phase 1 trial for Descartes-08 in myasthenia gravis will evaluate the safety and preliminary efficacy of this in vivo mRNA-delivered CAR-T cell generation. This approach has the potential to overcome the manufacturing bottlenecks of CAR-T therapy, enabling faster and broader patient access. Furthermore, this technology will accelerate the development of next-generation CAR constructs targeting B-cell maturation antigen (BCMA), envisioning applications for other diseases like multiple myeloma.

Background & Context

While CAR-T therapy has shown remarkable efficacy in hematological cancers, its high cost, manufacturing complexity, and long lead times to treatment have posed significant barriers to widespread adoption. In vivo CAR-T technology is gaining attention as a promising approach to overcome these challenges, potentially reducing patient burden and improving treatment accessibility. Advances in lipid nanoparticle (LNP) technology have been indispensable for enhancing the efficiency and safety of mRNA delivery, enabling in vivo gene editing and cell therapies. The application of CAR-T therapy to autoimmune diseases, in particular, is a newly emerging frontier attracting significant interest.

Strategic Significance & Outlook

The initiation of the Phase 1 trial for Descartes-08 in myasthenia gravis marks a critical milestone in the clinical application of in vivo CAR-T therapy. If successful, this technology could fundamentally change the CAR-T treatment paradigm, offering a simpler and more cost-effective therapeutic option to a broader range of patients with autoimmune diseases and solid tumors. The collaboration between Cartesian Therapeutics and WestGene is poised to open the next phase of personalized medicine through the fusion of LNP technology and CAR-T therapy, drawing significant attention from within and outside the industry. Further clinical data advancements are expected to clarify the full potential of this innovative approach.

Source: <https://www.biospace.com/press-releases/cartesian-therapeutics-announces-strategic-licensing-agreement-with-westgene-biopharma-to-accelerate-the-development-of-in-vivo-car-t-platform-in-autoimmune-diseases>

CSIR-IICT Develops MOF/Graphene-Enhanced Nanofiber Membrane Achieving 99.1% Dye Removal for Textile Wastewater Treatment, Contributing to India's 'Zero Discharge' Goal

Published June 12, 2026 Apparel Resources News-Desk India



OVERVIEW

Scientists at India's CSIR-IICT have developed a high-performance electrospun nanofiber membrane for textile wastewater treatment, achieving an impressive 99.1% dye removal efficiency. This composite membrane, enhanced with Metal-Organic Frameworks (MOFs), graphene oxide, and graphene nanoplatelets, leverages the high surface area and porous structure of nanofibers for efficient pollutant removal. This scalable and energy-efficient solution is expected to significantly contribute to India's 'zero discharge' target, reducing the textile industry's environmental footprint.

Key Findings

Scientists at India's CSIR-IICT (Council of Scientific and Industrial Research – Indian Institute of Chemical Technology) have developed a high-performance electrospun nanofiber membrane specifically designed for textile wastewater treatment, achieving an exceptional 99.1% dye removal efficiency. This groundbreaking composite membrane, enhanced with Metal-Organic Frameworks (MOFs) and graphene materials, sets a new standard for environmental remediation technologies.

Technical / Clinical Details

The developed nanofiber membrane is fabricated using electrospinning, a method that draws polymer solutions into ultra-fine fibers under high voltage, resulting in an exceptionally high surface area and an interconnected porous structure. This unique architecture provides an ideal platform for effective adsorption and degradation of dye molecules in wastewater. Furthermore, the membrane is enhanced with MOFs, graphene oxide (GO), and graphene nanoplatelets (GNP). MOFs are highly effective in capturing dye molecules due to their regular pore structures and high adsorption capacities. GO and GNP further improve the membrane's dye removal efficiency and durability due to their large surface area, excellent chemical stability, and potential catalytic activity. Experimental results demonstrated that this composite nanofiber membrane exhibits high removal capabilities across a wide range of dyes, achieving a particularly high efficiency of 99.1%. The system's scalability and energy efficiency also suggest its adaptability for large-scale industrial applications.

Background & Context

The textile industry is globally recognized as one of the most environmentally intensive industries, consuming vast amounts of water and discharging wastewater laden with dyes and chemicals. This effluent is harmful to aquatic life and can adversely affect human health. Governments worldwide are imposing stricter discharge standards for industrial wastewater, and in major textile-producing countries like India, innovative technological solutions are urgently needed to meet 'zero discharge' targets. Existing wastewater treatment technologies often face challenges such as high costs, insufficient efficiency, or the creation of secondary pollution.

Strategic Significance & Outlook


The high-performance nanofiber membrane developed by CSIR-IICT holds the potential to revolutionize the field of textile wastewater treatment. The commercialization and large-scale deployment of this technology will be a crucial means for the Indian textile industry to comply with environmental regulations and achieve its 'zero discharge' goals. Furthermore, this membrane's potential extends beyond dye removal to include heavy metals and other organic pollutants, promising broader contributions to water treatment. Its scalability and energy efficiency position it as a vital technology for sustainable water resource management for industries globally, including in developing nations.

Source: <https://in.apparelresources.com/business-news/sustainability/csir-iict-develops-nanofiber-membrane-textile-wastewater-treatment/>

Collected: June 12, 2026 | Automated Research System (Gemini API)

Lucintel Forecasts Global Carbon Nanotube (CNT) Market to Reach \$6.197 Billion by 2035 with 14.7% CAGR, Driven by EV, Semiconductor, and Nanotechnology R&D

Published June 10, 2026 Barchart.com USA



OVERVIEW

This article provides an overview of a market research report by Lucintel. The global Carbon Nanotube (CNT) market is projected to grow at a Compound Annual Growth Rate (CAGR) of 14.7% from 2026 to 2035, reaching \$6.197 billion by 2035. This robust growth is driven by increasing adoption of electric vehicles (EVs), renewable energy storage, demand from the electronics and semiconductor industries, expanding need for conductive and flexible materials, and rising investments in nanotechnology R&D. These factors are expected to create new market opportunities across energy, electrical/electronics, and transportation sectors.

IN DEPTH

This article provides an overview of a market research report published by Lucintel.

Report Overview

- **Market Under Review:** Global Carbon Nanotube (CNT) Market
- **Publisher:** Lucintel
- **Forecast Period:** 2026 to 2035

Key Findings

- Lucintel projects the global Carbon Nanotube (CNT) market to reach \$6.197 billion by 2035.
- A Compound Annual Growth Rate (CAGR) of 14.7% is anticipated over the forecast period from 2026 to 2035.
- Key drivers for market growth include:
 - Increasing adoption of electric vehicles (EVs) and their application in battery technologies.
 - Rising demand for renewable energy storage solutions.
 - Expanding demand for CNTs in the electronics and semiconductor industries.
 - The need for lightweight and highly conductive flexible materials.
 - Continued increase in research and development investments within the nanotechnology sector.
- These drivers are expected to generate new application opportunities and market growth for CNTs across major industry sectors such as energy, electrical and electronics, and transportation.

About the Publisher

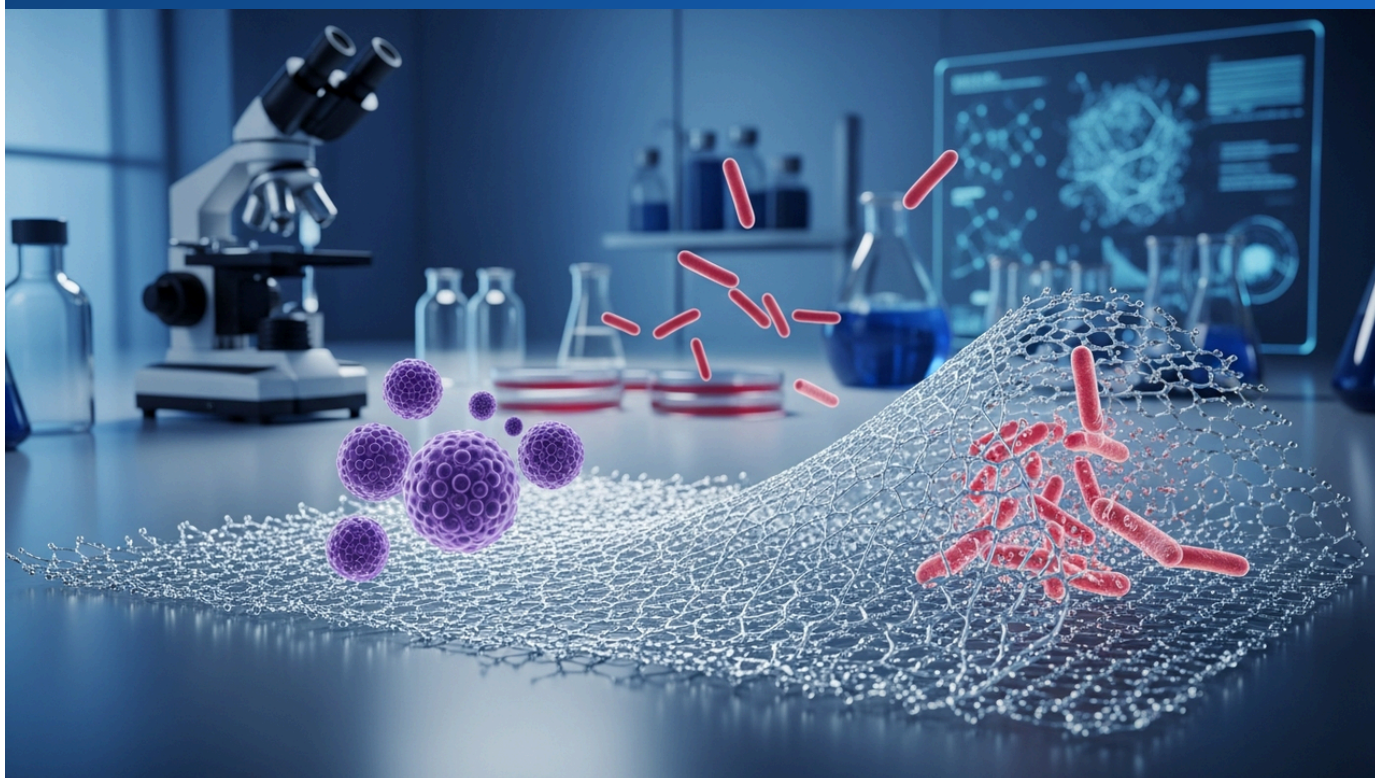
Lucintel is a global market research and strategy consulting firm that provides market intelligence, consulting, and growth strategy services to clients across diverse industries including chemicals, materials, automotive, aerospace, energy, and electronics. It is known for its detailed market analysis and industry expertise.

Source: <https://www.barchart.com/story/news/2407337/lucintel-forecasts-the-global-carbon-nanotube-cnt-market-to-reach-6-197-million-by-2035>

Collected: June 12, 2026 | Automated Research System (Gemini API)

ACS Omega Reports Ag-Coated TiO₂ Nanoparticle-Reinforced PLA Nanofiber Mats Exhibit Antibacterial Activity Against Gram-Positive and Gram-Negative Bacteria, Opening New Avenues for Wound Dressings

Published June 05, 2026 ACS Publications USA



OVERVIEW

Research published in ACS Omega reports the development of electrospun poly(lactic acid) (PLA) nanofiber mats reinforced with silver-coated titanium dioxide (Ag@TiO₂) nanoparticles, demonstrating excellent antibacterial activity against both Gram-positive and Gram-negative bacteria. This novel composite nanofiber mat also exhibits improved mechanical stability and antifouling properties, holding significant potential for advanced wound dressings and other biomedical applications. This marks a crucial breakthrough in combating infections and advancing regenerative medicine.

Key Findings

Research published in ACS Omega reports the successful development of electrospun poly(lactic acid) (PLA) nanofiber mats reinforced with silver-coated titanium dioxide (Ag@TiO₂) nanoparticles. This innovative composite material demonstrates potent antibacterial activity against both Gram-positive and Gram-negative bacteria, alongside improved mechanical stability and antifouling properties, positioning it with significant potential for advanced wound dressings and other biomedical applications.

Technical / Clinical Details

In this study, nanofiber mats were fabricated using electrospinning, starting from poly(lactic acid) (PLA), a biocompatible and biodegradable polymer. This nanofiber structure provides a high surface area and an interconnected porous network, which is ideal for uniform dispersion and sustained release of antimicrobial agents. To enhance antibacterial activity, Ag@TiO₂ nanoparticles were incorporated into the PLA nanofibers. Titanium dioxide (TiO₂) is known for its photocatalytic activity, while silver (Ag) possesses a broad spectrum of antibacterial properties. The Ag@TiO₂ nanoparticles exhibit a synergistic effect, delivering stronger antimicrobial action than either component alone. Experiments confirmed that this composite nanofiber mat demonstrated significant inhibitory effects against both representative Gram-positive bacteria, *Staphylococcus aureus*, and Gram-negative bacteria, *Escherichia coli*. Furthermore, the incorporation of nanoparticles improved mechanical properties such as tensile strength and elasticity, enhancing the physical stability of the mats in biological environments. The improved antifouling properties suggest a potential to inhibit microbial adhesion and biofilm formation.

Background & Context

Bacterial infections pose severe threats to patient health, particularly in open wounds and medical device-associated infections, leading to increased healthcare costs. Current wound dressings often have limited antimicrobial action or can contribute to the emergence of antibiotic-resistant strains. Antimicrobial nanomaterials, especially composites incorporating silver and titanium dioxide, are attracting significant attention as next-generation wound care solutions due to their potent antimicrobial effects and low cytotoxicity. The use of PLA, a biodegradable polymer, aligns with the trend toward sustainable medical material development, offering reduced environmental impact and safe degradation within the body.

Strategic Significance & Outlook

The newly developed Ag@TiO₂ nanoparticle-reinforced PLA nanofiber mats hold the potential to become a groundbreaking therapeutic option for high-risk infections and chronic wounds. Their combination of antibacterial properties, mechanical strength, and antifouling characteristics is expected to deliver superior performance in a wide range of biomedical applications, including post-surgical wound management, burn treatment, ulcer care, and even surface coatings for medical implants. Future research will primarily focus on evaluating biocompatibility and long-term efficacy through in vivo studies, as well as addressing manufacturing scalability. This technology paves the way for new medical materials to combat infections and accelerate patient healing processes.

Source: <https://pubs.acs.org/doi/10.1021/acsomega.6c02169>

20th World Drug Delivery Summit in London in June to Focus on Nanoparticle DDS Market Trends, Investment Opportunities, and Clinical Trials

Published June 08, 2026 Conference Series UK

th World Drug Delivery Summit

June 08-09, 2026 | London, UK



OVERVIEW

The 20th World Drug Delivery Summit, held in London on June 8-9, 2026, will focus on how nanoparticles, including liposomes, micelles, and polymeric nanoparticles, enhance drug efficacy and targeted delivery. The summit will feature numerous industry presentations on market trends, investment opportunities, and ongoing clinical trials for nanoparticle-based drug delivery systems (DDS). This event will be a critical platform for industry experts to highlight real-world applications of nano-DDS and funding strategies for startups.

Key Findings

The 20th World Drug Delivery Summit, scheduled to take place in London from June 8-9, 2026, is a pivotal event set to deeply explore how nanoparticles are revolutionizing drug efficacy and targeted delivery. This summit will concentrate on nanoparticle-based drug delivery systems (DDS), including liposomes, micelles, and polymeric nanoparticles, providing comprehensive insights into their market trends, investment opportunities, and the latest clinical trials.

Technical / Clinical Details

Nanoparticle-based DDS offers a promising approach to overcome challenges in conventional drug delivery, such as improving the bioavailability of poorly soluble drugs, ensuring drug stability, and reducing toxicity to non-target cells. The summit will particularly highlight the following nanoparticle technologies:

- **Liposomes:** Nanoscale vesicles composed of lipid bilayers capable of encapsulating both hydrophilic and hydrophobic drugs, known for high biocompatibility and biodegradability. They are widely studied and commercialized for cancer therapeutics and gene therapies.
- **Micelles:** Nanostructures formed by the self-assembly of amphiphilic polymers, primarily used for solubilizing and delivering hydrophobic drugs.
- **Polymeric Nanoparticles:** Made from biodegradable polymers, these are used for controlled drug release, targeting, and enhancing stability.

During the conference, detailed data will be shared on how these nanoparticles are being evaluated in clinical trials and how they are improving therapeutic outcomes for specific diseases (e.g., cancer, inflammatory diseases, infectious diseases). Discussions will also cover manufacturing scalability, quality control, and regulatory pathways, emphasizing practical aspects for commercialization.

Background & Context

Drug delivery is one of the most challenging areas in pharmaceutical development, requiring not only the discovery of new compounds but also technologies to efficiently and safely deliver them to target sites. Advances in nanotechnology have dramatically transformed the design and function of drug delivery systems. In the global pharmaceutical market, nanoparticle-based DDS are attracting significant attention from pharmaceutical companies, biotechnology firms, and investors due to their high therapeutic potential and market growth prospects.

Strategic Significance & Outlook

The 20th World Drug Delivery Summit will be a crucial occasion to define future directions in the field of nanoparticle-based DDS. Presentations on market trends and investment opportunities will provide valuable information for startups to formulate funding strategies and accelerate innovation. This summit will serve to bridge academic research with industrial applications, aiming to improve the therapeutic efficacy of nanoparticle DDS across a wide range of diseases and contribute to the realization of personalized medicine. Long-term, this is expected to expand patient treatment options and potentially reduce healthcare costs.

Source: <https://drugdelivery.pharmaceuticalconferences.com/>

T-CURX Acquires Germany's Pantherna Therapeutics to Accelerate LNP-Based In Vivo CAR-T Therapy Development; United Immunity Also Enters In Vivo CAR-M Therapy for Solid Tumors and Fibrotic Diseases

Published June 09, 2026 HealthcareNOWradio.com Germany



OVERVIEW

T-CURX acquired Germany-based Pantherna Therapeutics, specializing in mRNA engineering and lipid nanoparticle (LNP) delivery technology, aiming to accelerate in vivo CAR-T therapy development and clinical translation of its CAR-T strategy. Separately, United Immunity acquired multiple assets from Carisma Therapeutics and plans to develop in vivo CAR-M therapy for solid tumors and fibrotic diseases, utilizing a PEG-free pullulan-coated LNP delivery system. These movements highlight the evolution of cell and gene therapies driven by nanotechnology.

Key Findings

Germany's T-CURX has acquired Pantherna Therapeutics, a biotechnology company specializing in mRNA engineering and lipid nanoparticle (LNP) delivery technology, aiming to accelerate the development of in vivo CAR-T therapies. Independently, United Immunity has acquired multiple assets from Carisma Therapeutics and plans to develop in vivo CAR-M therapies for solid tumors and fibrotic diseases, utilizing a PEG-free pullulan-coated LNP delivery system. These strategic moves demonstrate the synergistic integration of nanotechnology in the next generation of cell and gene therapies.

Technical / Clinical Details

T-CURX's Acquisition of Pantherna Therapeutics: Pantherna Therapeutics possesses deep expertise in mRNA drug development, particularly in designing optimized mRNA sequences and efficient LNP delivery systems. By integrating this technology into its CAR-T platform, T-CURX aims to accelerate the development of in vivo CAR-T therapies, which induce CAR-T cells directly within the patient's body. Traditional CAR-T therapy requires ex vivo cell processing, posing challenges of high cost and manufacturing complexity; the in vivo approach has the potential to overcome these hurdles, enhancing treatment simplicity and accessibility.

United Immunity's Development of In Vivo CAR-M Therapy: The assets acquired by United Immunity from Carisma Therapeutics are presumed to include technologies and pipelines related to CAR macrophage (CAR-M) therapy. United Immunity plans to combine these with its proprietary PEG-free pullulan-coated LNP delivery system to develop in vivo CAR-M therapy for solid tumors and fibrotic diseases. The pullulan-coated LNP aims to mitigate immunogenicity and pharmacokinetic issues reported with existing LNPs by avoiding PEG (polyethylene glycol), striving for efficient gene delivery to macrophages. CAR-M cells are considered promising for treating solid tumors, a challenge for CAR-T therapy, due to their ability to infiltrate the solid tumor microenvironment and overcome immunosuppression.

Background & Context

While cell and gene therapies, especially CAR-T therapy, have achieved dramatic success in hematological cancers, challenges such as applicability to solid tumors, manufacturing complexity, high costs, and immunogenicity remain. Advances in LNP technology have paved the way for efficient in vivo delivery of mRNA and DNA, accelerating the development of next-generation cellular therapies (in vivo CAR-T/CAR-M). These strategic acquisitions and partnerships by major biotechnology companies underscore that nanotechnology is a critical key to expanding the frontiers of cell and gene therapy, offering treatment options for a broader range of diseases.

Strategic Significance & Outlook

The acquisition of Pantherna by T-CURX holds the potential to expedite the clinical development of in vivo CAR-T therapies and transform the landscape of cancer treatment. Meanwhile, United Immunity's in vivo CAR-M therapy is expected to offer a new breakthrough in areas where previous immunotherapies have struggled, such as solid tumors and fibrosis. This convergence of nanotechnology and cell/gene therapy promises to improve the manufacturing efficiency of therapeutic agents, expand patient access, and mark a significant step towards realizing personalized medicine. Future clinical trial results will be key to elucidating the true potential of these innovative approaches.

Source: <https://www.healthcarenowradio.com/now-in-life-sciences-june-2026/>

Collected: June 12, 2026 | Automated Research System (Gemini API)

Nature Communications: Iron-Scandium Binary Catalyst Significantly Boosts Carbon Nanotube Growth Temperatures, Paving Way for High-Performance Batteries and Biosensor Applications

Published June 10, 2026 Mirage News Australia



OVERVIEW

Researchers discovered an innovative iron-scandium (Fe–Sc) binary catalyst system capable of substantially increasing carbon nanotube (CNT) growth temperatures. Published in Nature Communications, this breakthrough implies a practical method for fully leveraging CNT's exceptional electrical and mechanical properties. Improved catalyst stability and lifespan are expected to lead to higher-power, longer-lasting battery electrode materials and advanced electrochemical biosensors, potentially impacting energy storage and medical diagnostics.

Key Findings

Researchers have discovered an innovative iron-scandium (Fe–Sc) binary catalyst system that significantly enhances the growth temperature of carbon nanotubes (CNTs). This breakthrough, published in Nature Communications, represents a crucial step towards making the extraordinary properties of CNTs available for a wide range of practical applications.

Technical / Clinical Details

In CNT synthesis, catalysts play a critical role in determining growth efficiency and quality. Conventional catalyst systems typically function stably only within specific temperature ranges, with limitations in their activity and lifespan. The Fe–Sc binary catalyst developed in this study demonstrates significantly improved stability under high-temperature conditions, thereby enabling a substantial increase in CNT growth temperatures. These higher growth temperatures promote the synthesis of CNTs with fewer defects and higher crystallinity, ultimately leading to the maximization of CNTs' electrical and mechanical properties. Specifically, the Fe–Sc catalyst allows for more precise control over CNT length, purity, and alignment, which are indispensable factors in the manufacturing of high-performance battery electrodes and highly sensitive sensor devices. The extended lifespan of the catalyst offers significant advantages in improving the economic viability and scalability of continuous CNT production processes.

Background & Context

Carbon nanotubes are hailed as 'next-generation materials' across various fields, including energy storage, electronics, sensors, and composite materials, due to their exceptional conductivity, high tensile strength, and lightweight properties. However, the efficient and economical mass production of high-quality CNTs has remained a major challenge, with advancements in catalyst technology being key to overcoming this hurdle. Traditional catalysts faced bottlenecks due to degradation and short lifespans at high temperatures.

Strategic Significance & Outlook


The discovery of the Fe–Sc binary catalyst holds profound significance for accelerating the industrial applications of CNTs. This catalyst technology is expected to facilitate the development of higher-performance, longer-lasting battery electrode materials, contributing to increased energy density in electric vehicles (EVs) and renewable energy storage systems. Furthermore, the high-purity CNTs produced by this method could create new opportunities in areas such as electrochemical biosensors for medical diagnostics, next-generation transistors, and flexible electronics. This research clearly illustrates how high-performance materials enabled by nanotechnology can contribute to solving major societal challenges in energy and healthcare.

Source: <https://www.miragenews.com/iron-scandium-catalyst-boosts-nanotube-growth-1689778/>

Collected: June 12, 2026 | Automated Research System (Gemini API)

DESY Research Team Publishes New Insights into Platinum Oxidation in Nature Communications, First Real-Time Observation to Boost Durability and Cost-Efficiency of Hydrogen Technologies

Published June 10, 2026 Deutsches Elektronen-Synchrotron DESY Germany



OVERVIEW

A research team at Deutsches Elektronen-Synchrotron (DESY) has for the first time observed the formation of oxidation layers on platinum surfaces under electrical voltage in real-time, published in Nature Communications, to elucidate degradation mechanisms of crucial platinum catalysts in electrolyzers and fuel cells. This groundbreaking insight holds significant potential to contribute to the development of more durable, resource-efficient, and affordable platinum nanoparticle-based materials for hydrogen technologies and other electrochemical processes like batteries. This marks a vital advancement towards realizing sustainable energy systems.

Key Findings

A research team at Deutsches Elektronen-Synchrotron (DESY) has successfully conducted the world's first real-time observation of oxidation layer formation on platinum surfaces under electrical voltage. This achievement, published in Nature Communications, provides crucial insights into the degradation mechanisms of platinum catalysts essential for electrolyzers and fuel cells, holding significant implications for improving the efficiency and sustainability of hydrogen technologies.

Technical / Clinical Details

Platinum, renowned for its excellent catalytic activity, is widely utilized as a primary electrode material in electrolyzers for hydrogen production and fuel cells for generating electricity from hydrogen. However, platinum catalysts suffer from gradual degradation and performance decline due to the formation of an oxidation layer on their surface during operation. The DESY research team employed advanced in operando (under operating conditions) X-ray measurement techniques to track the dynamic process of oxidation layer formation on the surface of a platinum electrode under applied electrical voltage, with near-atomic resolution in real-time. This observation revealed new mechanisms regarding the formation rate, thickness, and structural influence of the oxidation layer on electrochemical reactions. Specifically, concrete data was obtained that supports or revises previous theories regarding the reversibility of oxidation layer formation and the mechanism by which catalytic activity is maintained under specific voltage conditions. This provides critical design guidelines for suppressing catalyst degradation and maximizing efficiency.

Background & Context

Hydrogen is anticipated to play a crucial role as a clean, greenhouse gas-free energy carrier in achieving a decarbonized society. Realizing a hydrogen economy requires highly efficient hydrogen production via electrolyzers and efficient power conversion through fuel cells. However, one of the significant factors hindering the widespread adoption of these technologies is the high cost and limited durability of expensive platinum catalysts. For the commercialization of fuel cell vehicles and the construction of large-scale hydrogen infrastructure, cost-effectiveness and prolonged lifespan of catalyst materials are decisive factors.

Strategic Significance & Outlook

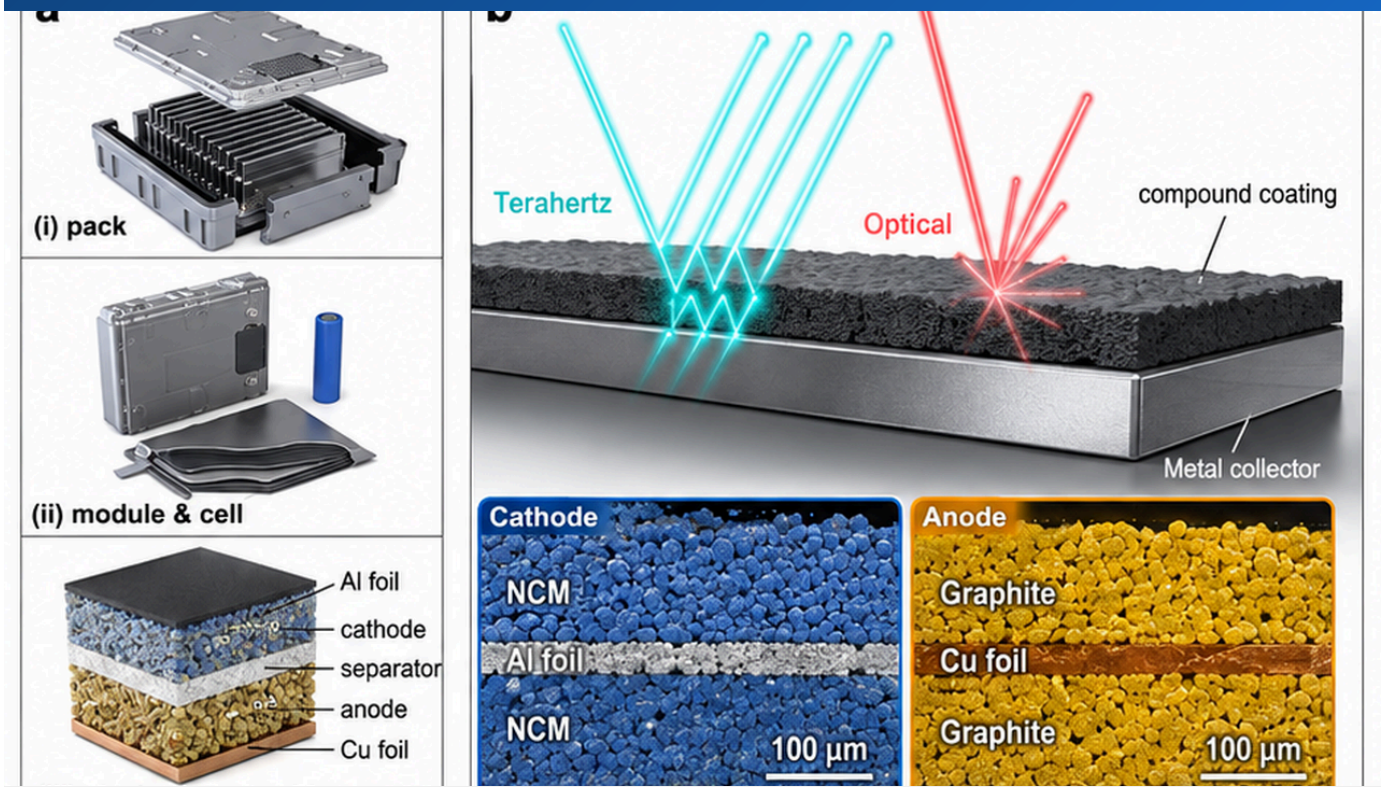
The research findings from DESY open new avenues for the design and optimization of platinum catalysts, with the potential to significantly enhance the economic viability and sustainability of hydrogen technologies. A deeper understanding of the oxidation layer formation mechanism will enable researchers and engineers to develop more durable, resource-efficient, and affordable platinum nanoparticle-based catalyst materials. This directly translates to improved electrolyzer efficiency, extended fuel cell lifespan, reduced hydrogen production costs, and accelerated adoption of hydrogen fuel cell vehicles. Furthermore, these insights are applicable to other electrochemical processes utilizing platinum, such as batteries and various electrochemical sensors, fostering breakthroughs across a broad spectrum of energy technologies.

Source: <https://idw-online.de/en/news872350>

Collected: June 12, 2026 | Automated Research System (Gemini API)

Nature Communications: Frequency Combs Bring Nanometer Accuracy to Battery Manufacturing with Terahertz Interferometry, Accelerating High-Performance Battery Development

Published June 12, 2026 AZoNano Australia



OVERVIEW

Recent research published in Nature Communications unveils a groundbreaking technique combining nanometer-accurate terahertz interferometry with frequency combs for battery electrode metrology. This advanced measurement method provides ultra-high precision essential for optimizing battery manufacturing processes, enabling high-resolution evaluation of microstructures and thickness variations in electrode materials. This innovation is expected to accelerate the development of higher-performance, more reliable batteries, significantly contributing to innovations in electric vehicles and renewable energy storage systems.

Key Findings

Latest research, published in Nature Communications, introduces a groundbreaking technique that combines nanometer-accurate terahertz interferometry with frequency combs for the precise metrology of battery electrodes. This advanced measurement methodology offers ultra-high precision essential for optimizing battery manufacturing processes and holds the potential to accelerate the development of high-performance batteries.

Technical / Clinical Details

Battery performance is heavily dependent on the uniformity of electrode material microstructure and thickness. However, accurately and non-destructively evaluating nanoscale inhomogeneities has been challenging with previous technologies. The terahertz interferometry method employed in this study utilizes the terahertz frequency band (between microwaves and infrared in the electromagnetic spectrum). Light in this band can penetrate many non-metallic materials, allowing for non-destructive analysis of the internal structure of battery electrode layers. Furthermore, combining this with frequency comb technology dramatically enhances the precision of terahertz measurements, enabling thickness measurements and material property evaluations at the nanometer scale. A frequency comb is an optical tool with a large number of discrete, precisely spaced laser frequency components, bringing ultra-high precision to distance measurement and spectroscopic analysis. This allows for detailed analysis of active material distribution, binder uniformity, and electrolyte penetration within battery electrodes, making it possible to identify and correct minute defects and variations in real-time during the manufacturing process.

Background & Context

With the widespread adoption of electric vehicles (EVs) and renewable energy storage systems (ESS), demands for battery energy density, safety, and durability are increasingly stringent. Improving these performances necessitates enhancing the manufacturing quality of battery cells, especially electrodes. Conventional quality control methods often rely on destructive testing, leading to increased manufacturing costs and reduced production efficiency. Moreover, nanoscale defects and inhomogeneities are often the root cause of premature battery degradation and safety issues, driving an urgent need for non-destructive, high-precision measurement techniques.

Strategic Significance & Outlook

This nanometer-accurate metrology technique is poised to revolutionize battery manufacturing processes and strongly bolster the development of next-generation high-performance batteries. By dramatically improving quality control during manufacturing, it will be possible to reduce battery defect rates and maximize energy density, cycle life, and safety. In the future, this technology is expected to be implemented as an in-line quality control system, contributing to the realization of a 'digital twin' in battery production. This breakthrough will accelerate technological innovation in sectors such as electric vehicles, drones, and smart grids, serving as a crucial foundation for a sustainable energy future.

Source: <https://www.azonano.com/news.aspx?newsID=41732>

Collected: June 12, 2026 | Automated Research System (Gemini API)